

National Youth in Transition Database



U.S. Department of Health and Human Services, Administration for Children and Families,
Administration on Children, Youth and Families, Children's Bureau, <https://www.acf.hhs.gov/cb>.

Services Data Snapshot: Florida

FY 2018 to 2022¹

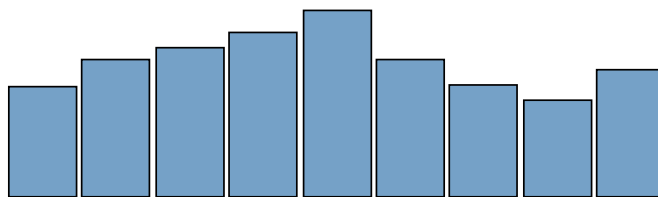
FY 2022 Independent Living Services: 4,894 Youth Served

Characteristics²

Race/Ethnicity	Value
American Indian/Alaska Native (AI/AN)	0.0%
Asian	0.3%
Black/African-American (Black/AA)	36.5%
Hispanic	20.4%
Native Hawaiian/Pacific Islander (NH/PI)	0.1%
Two or More Races (2+ Races)	5.6%
White	36.3%

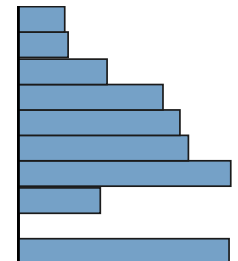
Sex	Value
Female	56.6%
Male	43.4%

Other	Value
Adjudicated Delinquent	7.0%
In federally recognized tribe	0.1%
In foster care	71.2%
Special Education Services	17.6%



Age	14	15	16	17	18	19	20	21	22-26
Value	8.7%	10.8%	11.7%	12.9%	14.6%	10.8%	8.8%	7.6%	9.9%

Education level	Value
Under 6th grade	3.9%
6th grade	4.1%
7th grade	7.3%
8th grade	12.1%
9th grade	13.4%
10th grade	14.0%
11th grade	17.6%
12th grade	6.8%
Post 12th grade	0.0%
College	17.5%



Services Received by Age and Race/Ethnicity³

Color legend



	Age 14-17	Age 18-21	Age 22-26	Race AI/AN	Race Asian	Race Black/AA	Race Hispanic	Race NH/PI	Race White	Race 2+ Races
Independent living service										
Independent Living Needs Assessment	65%	23%	17%	100%	23%	37%	45%	50%	47%	48%
Academic Support	31%	32%	24%	0%	31%	27%	26%	50%	35%	34%
Post-Secondary Educational Support	3%	23%	46%	0%	31%	17%	14%	0%	14%	16%
Career Preparation	19%	34%	37%	0%	38%	26%	22%	50%	30%	28%
Employment Program or Vocational Training	11%	21%	16%	0%	23%	14%	11%	75%	19%	18%
Budget & Financial Management	35%	38%	40%	0%	54%	35%	33%	75%	38%	33%
Housing Education & Home Management	15%	34%	34%	0%	31%	25%	22%	25%	26%	23%
Health Education & Risk Prevention	35%	32%	19%	0%	38%	29%	30%	50%	34%	29%
Family Support and Healthy Marriage Education	15%	18%	26%	0%	15%	16%	13%	25%	20%	16%
Mentoring	11%	11%	7%	0%	23%	9%	7%	25%	13%	13%
Supervised Independent Living	0%	64%	6%	0%	31%	32%	28%	25%	23%	23%
Room & Board Financial Assistance	0%	15%	14%	0%	8%	10%	5%	25%	7%	7%
Education Financial Assistance	8%	28%	77%	0%	8%	26%	27%	25%	19%	20%
Other Financial Assistance	36%	66%	21%	0%	54%	49%	50%	25%	40%	48%
Total	2,154	2,044	486	2	13	1,786	999	4	1,778	276

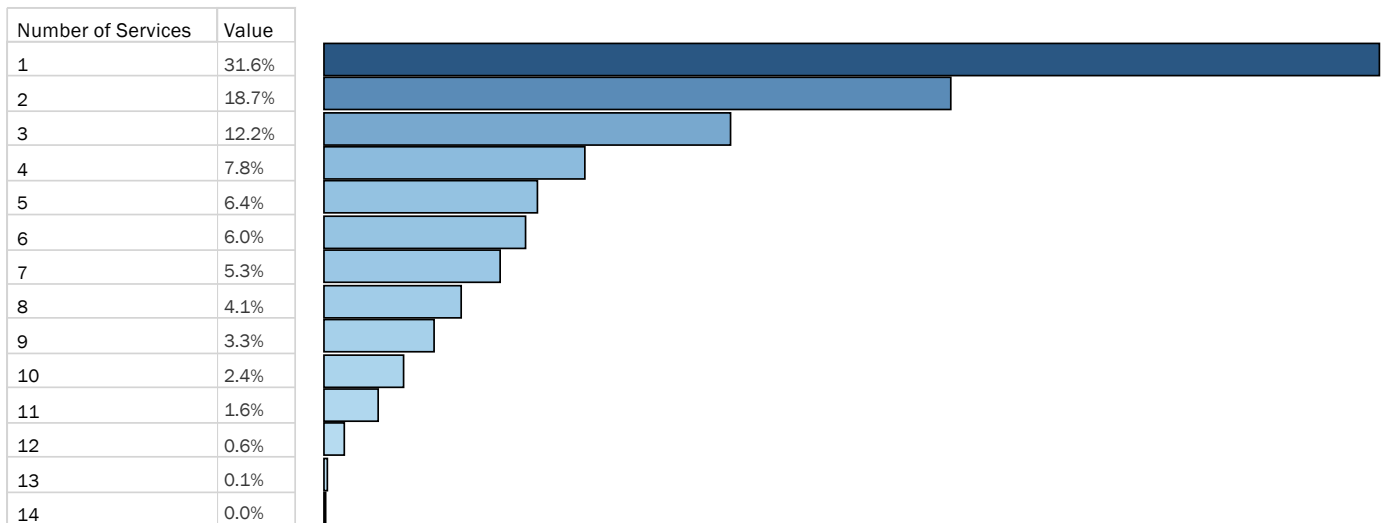


¹ Includes information about all youth who received at least one independent living service paid for or provided by the state Chafee Program agency.

² Please note that all races are mutually exclusive and exclude children of Hispanic origin. Children of Hispanic ethnicity may be any race.

³ Caution should be exercised when interpreting percentages with small Total values.

Percentage of Services Received in FY 2022: (4,894 served)



Services Received: 2018 to 2022

Percent of Youth Receiving Each Service (of total youth served)



	2018	2019	2020	2021	2022
Independent living service					
Independent Living Needs Assessment	16%	20%	19%	23%	43%
Academic Support	34%	34%	40%	29%	30%
Post-Secondary Educational Support	21%	26%	25%	18%	15%
Career Preparation	20%	21%	17%	17%	27%
Employment Program or Vocational Training	18%	20%	17%	14%	16%
Budget & Financial Management	33%	35%	30%	23%	36%
Housing Education & Home Management	30%	30%	26%	21%	25%
Health Education & Risk Prevention	27%	26%	26%	22%	31%
Family Support and Healthy Marriage Education	20%	17%	13%	12%	17%
Mentoring	11%	10%	10%	10%	11%
Supervised Independent Living	0%	33%	38%	35%	27%
Room & Board Financial Assistance	38%	30%	11%	10%	8%
Education Financial Assistance	40%	36%	36%	26%	23%
Other Financial Assistance	34%	37%	37%	44%	46%
Total Served	3,515	3,414	3,283	3,816	4,894



Notes.

—This snapshot contains a summary of highlights from NYTD data reported by states between *Fiscal Year (FY) 2018 and 2022*. The data are current as of June 2023. Please contact NYTDhelp@acf.hhs.gov if you have any questions about information in this data snapshot.

—For a description of the data elements used, please see the NYTD Final Rule at <https://www.govinfo.gov/content/pkg/FR-2008-02-26/pdf/E8-3050.pdf>.