



Fiscal Year 2017 Report to Congress on Community Services Block Grant Discretionary Activities – Community Economic Development and Rural Community Development Programs

Executive Summary

Introduction

Community Economic Development Program

Appendix A: Project Descriptions for CED Grants Completed in FY 2017

Appendix B: Project Descriptions for RCD Grants in Progress in FY 2017

Appendix C: CED Project Outcomes by State as of FY 2017

Executive Summary

The Community Economic Development (CED) and Rural Community Development (RCD) programs are administered by the Office of Community Services (OCS) within the Administration for Children and Families at the U.S. Department of Health and Human Services. These two programs provide specific investments in communities that augment mandatory Community Services Block Grant activities that benefit individuals with low incomes and revitalize communities.

The Community Economic Development Program

The CED program invests in community development corporations (CDCs) to create employment and business development opportunities that address the economic security needs of individuals with low incomes and their families in distressed communities. Depending on the annual appropriations level, approximately 22 to 30 grants are awarded each year, with a maximum award level of \$800,000 per grant. Award levels are based on the applicant's project design and request for funding needed to support a successful project.

CED funds are flexible and can be used for commercial developments and equity investments or loans to capitalize a new business or expand an existing business, as long as the project creates new full-time permanent jobs for individuals with low incomes. Grants are awarded to cover the project costs



associated with the start-up or expansion of businesses, including physical and/or commercial activities; capital expenditures, such as the purchase of equipment or real property; allowable operating expenses, such as salaries for key project staff; and loans or equity investments.

As illustrated in Table ES 1, in fiscal year (FY) 2017, 49 grants ended at the close of the year, while 118 grants were in progress and will continue into FY 2018. OCS also made 25 new CED awards. Together, these 192 grants amount to \$134 million in CED funds that are supporting projects throughout the country. In addition, due in part to OCS outreach efforts, CED grants are prevalent throughout rural America. Twenty-two percent of grants ending in FY 2017 reported serving a rural community, 19 percent of grants in progress reported serving a rural community, and 24 percent of grants awarded in FY 2017 received bonus points for proposing to serve a rural area.

Outcomes Achieved by Active CED Grants

The primary outcomes used to assess CED grants are (1) businesses created or expanded, (2) jobs created for individuals with low incomes, and (3) funds leveraged.¹ The following table illustrates the outcomes achieved by grants reporting in FY 2017. In sum, grants reporting in FY 2017 supported the creation or expansion of more than 1,100 businesses and nearly 5,000 jobs, including more than 3,800 jobs for individuals with low incomes, and leveraged more than \$715 million in support of community economic development activities. In addition to these outcomes, for grants that ended in FY 2017, 44 percent of the positions created with CED support for individuals with low incomes offered healthcare benefits, 46 percent offered paid sick leave, and 31 percent offered retirement benefits.²

¹ Leveraged funds are non-OCS funds, public or private, which are secured for the project. These projects are often complex projects involving multiple pieces of financing. OCS funds may often be a small portion of the overall financing needed for a successful project. As a result, it is often key to project success that additional public and private funds are secured for the project in addition to OCS funds.

² For each grant that closed in FY 2017, data on benefits were drawn from the most recently submitted Performance Progress Report (PPR) in the OCS reporting system as of May 2, 2018. Two of the 49 completed grants in FY 2017 did not provide data for the indicators in the PPR that collect information on benefits, including health insurance, paid sick leave, retirement, and profit sharing. As such, benefits outcomes for completed grants reflect the results of the 47 grants for which data were available.



Table ES 1: Summary of All CED Active Grants in FY 2017³

	No. of Grants	Award Amount	Businesses Created or Expanded	Total Full-Time Jobs Created	Total Full-Time Jobs Created for Individuals with Low Incomes	Funds Leveraged
Completed Grants	49	\$33,334,367	572	2,267	1,891	\$231,663,719
Grants in Progress ⁴	118	\$83,016,582	612	2,611	1,960	\$483,595,336
New Grant Awards ⁵	25	\$17,358,014	n/a	n/a	n/a	n/a
Total	192	\$133,708,963	1,184	4,878	3,851	\$715,259,055

Highlights from Completed CED Projects

Highlights from completed CED projects include the following:

- **Aleutian Pribilof Island Community Development Association** used CED funds to expand Bering Pacific Seafoods, a fish processing subsidiary in False Pass, Alaska. The funds were used to purchase and install three 20,000-gallon oil tanks providing generator fuel. The expansion resulted in the creation of 25 new full-time positions to process seafood at the expanded facility, of which 22 were filled by individuals with low incomes residing in the rural communities of False Pass.

³ CED grantees are required to submit a PPR every 6 months during their grant period. A PPR due on April 30 of each year includes data on outcomes achieved from October through March. A PPR due on October 30 of each year includes data on outcomes achieved from April through September. Data provided in this report is primarily collected from PPRs covering the period that ended on September 29, 2017. If PPRs from this period were not available, data were collected from the most recently submitted report in the system from a previous reporting period. These data were drawn from OCS reporting systems on May 2, 2018; therefore, any revisions, additions, and so forth to grantee data that occurred after this date are not reflected herein.

⁴ In total, 117 of 118 grants in progress reported data for their projects when these data were drawn from OCS reporting systems on May 2, 2018. While OCS makes every effort to ensure that grantees comply with reporting requirements, 1 of the 118 grants in progress did not submit a PPR. As such, outcomes presented in this report for grants in progress reflect the results of the 117 grants for which data were available. There are a number of reasons that a grantee may not submit a performance report in a timely manner, ranging from issues accessing the online reporting system to more serious project implementation challenges. When a grantee fails to submit a performance report, OCS staff follow up with the grantee to provide assistance as appropriate.

⁵ Grantees receiving an award in FY 2017 will submit their first report in late April 2018.



- **Coastal Enterprises, Inc.** used CED funds to support the Maine Healthy Food Development Fund. The revolving loan expanded two local businesses—Central Maine Meats and Gowell’s Supermarket. Central Maine Meats built a new, energy-efficient, U.S. Department of Agriculture-certified processing facility, while Gowell’s Supermarket expanded from a small convenience store to a full supermarket, offering fresh vegetables, meats, and dairy products. The businesses created 48 new full-time jobs in rural Maine.
- **Neighborhood Economic Development Corporation (NEDCO)** used CED funds to expand its commercial kitchen, Sprout! Regional Food Hub, in downtown Springfield, Oregon. Funds allowed NEDCO to build out and purchase equipment for the kitchen, which allowed the Hub to support 16 new businesses and 6 existing businesses in the food and beverage industry. Sprout! Regional Food Hub has helped make a positive impact on the local economy by increasing local food production and consumption and creating 66 new full-time jobs for low-income individuals.
- **Northwest Side Community Development Corporation (NWSCDC)** used CED funds to support the 102,000-square-foot expansion of HellermannTyton, located in the Good Hope Industrial Corridor in Milwaukee, Wisconsin. NWSCDC provided a loan to HellermannTyton, a British-registered global manufacturer, to purchase new equipment. This expansion resulted in the creation of 98 new full-time jobs in the manufacturing and technical sector.

The Rural Community Development Program

The RCD program supports training and technical assistance for small water and wastewater systems in low-income rural communities to ensure that residents have access to safe water and wastewater systems. RCD does this by providing grants to multi-state, regional, private, nonprofit organizations that assist small, rural communities to improve access to safe water through the creation of new systems, bringing existing systems up to standard, and connecting unserved communities to neighboring systems.



Specifically, RCD-funded training and technical assistance:

- Increases access to safe water supplies and waste disposal services for families with low incomes.
- Preserves affordable water and waste disposal services in low-income rural communities.
- Increases local capacity and expertise to establish and maintain needed community facilities.
- Increases economic development and employment opportunities for low-income rural communities by ensuring that they have basic water and sanitation.
 - Utilizes technical assistance to leverage additional public and private resources.
 - Promotes improved coordination of federal, state, and local agencies and financing programs to benefit low-income communities.

RCD grants are funded annually for a 5-year grant period. The activities of FY 2017 were funded in FY 2016.⁶ In 2017, 8 grantees served 1,880,389 individuals in 720 communities, conducted 332 system operator and community capacity trainings attended by 4,737 attendees, and leveraged \$91 million in additional public and private resources.



⁶ RCD grants are awarded for 5 years with annual budget periods. The project period for these grants is September 30, 2015 through September 30, 2020. Activities for each grant award occurred the following fiscal year.



CED Program Characteristics

Maximum Award: \$800,000

Eligible Applicants: Private, nonprofit community development corporations (CDCs) are eligible to apply for a Community Economic Development (CED) grant. The CDC must be governed by a board consisting of community residents and business and civic leaders, and have, as a principal purpose, planning, developing, or managing low-income housing or community development projects.

Target Population: Individuals with low incomes who may be unemployed or receiving public assistance (including Temporary Assistance for Needy Families recipients), at-risk youth, custodial and non-custodial parents receiving child support services, residents of public housing, persons with disabilities, persons who are experiencing homelessness, individuals transitioning from incarceration into the community, and other disadvantaged populations.

Project Length: CED-funded projects can be non-construction or construction projects. The grant period for non-construction projects is 3 years; for construction projects, the grant period is 5 years.

Introduction

The Community Economic Development (CED) discretionary grant program and the Rural Community Development (RCD) program are authorized under Section 680(a)(2) and Section 680(a)(3)(B), respectively, of the Community Services Block Grant Act of 1981 (Public Law 97-35), as amended by the Community Opportunities, Accountability, and Training and Educational Services Act of 1998 (also known as the Coats Human Services Reauthorization Act of 1998). The programs support individuals with low incomes and are administered by the Office of Community Services (OCS) within the Administration for Children and Families (ACF) at the U.S. Department of Health and Human Services.

The CED program promotes employment opportunities through reinvestment in neighborhoods to support individuals with low incomes. The CED program provides technical and financial assistance to private, nonprofit community development corporations (CDCs) to develop business opportunities and provide equity investments in distressed communities. In turn, these businesses create jobs and opportunities for the residents of these communities.

The RCD program addresses infrastructure needs by providing training and technical



assistance for small water and wastewater systems in small, low-income rural communities to ensure that residents have access to safe water systems. The RCD program does this by providing grants to multi-state, regional, private, nonprofit organizations that provide training and technical assistance to small rural communities to access safe water through the creation of new systems, bringing existing systems up to standard, connecting unserved communities to neighboring systems, and supporting homeland security efforts to secure water systems.

This report provides a summary of the accomplishments and activities undertaken by the CED program and the RCD program in fiscal year (FY) 2017. This report also provides Congress with a complete description of all CED and RCD grants that concluded in FY 2017.



Community Economic Development Program

Program Overview

The CED program promotes and supports projects that address the economic security needs of individuals with low incomes and their families in distressed communities by awarding funds to CDCs to create employment and business development opportunities. Depending on the annual appropriations level, approximately 22 to 30 grants are awarded each year with a maximum award level of \$800,000 per grant. The award levels are based on the applicant's project design and the request for funding needed to support a successful project.

Overview of CED Grants and Grantees

As illustrated in Table 1, 192 grants were active in FY 2017. Forty-nine grants ended at the close of the year, while 118 grants were in progress and will continue into FY 2018. In addition, 25 new grants were awarded in FY 2017. Table 1 also illustrates program outcomes achieved to date for both grants in progress and completed grants. Because new awards were made in September 2017, these grants will not have outcomes to report until FY 2018. In sum, CED grants reporting in FY 2017 and totaling \$116,350,949⁷ supported the creation or expansion of more than 1,100 businesses and nearly 5,000 jobs (at an average cost of \$23,852 in grant funds per job), including more than 3,800 jobs for individuals with low incomes. In addition, CED grants leveraged⁸ more than \$715 million in support of community economic development activities.

The CED program supports economic revitalization, business expansion, and job creation in communities that have faced economic declines due to loss of coal and fossil fuel industries.



⁷ Only CED grants in progress and completed grants were included in this total, as those are the only grants that would have created jobs in 2017. Data for new grants awarded in 2017 are not included in this total because no outcome data are available for these grants as they were awarded on September 30, 2017.

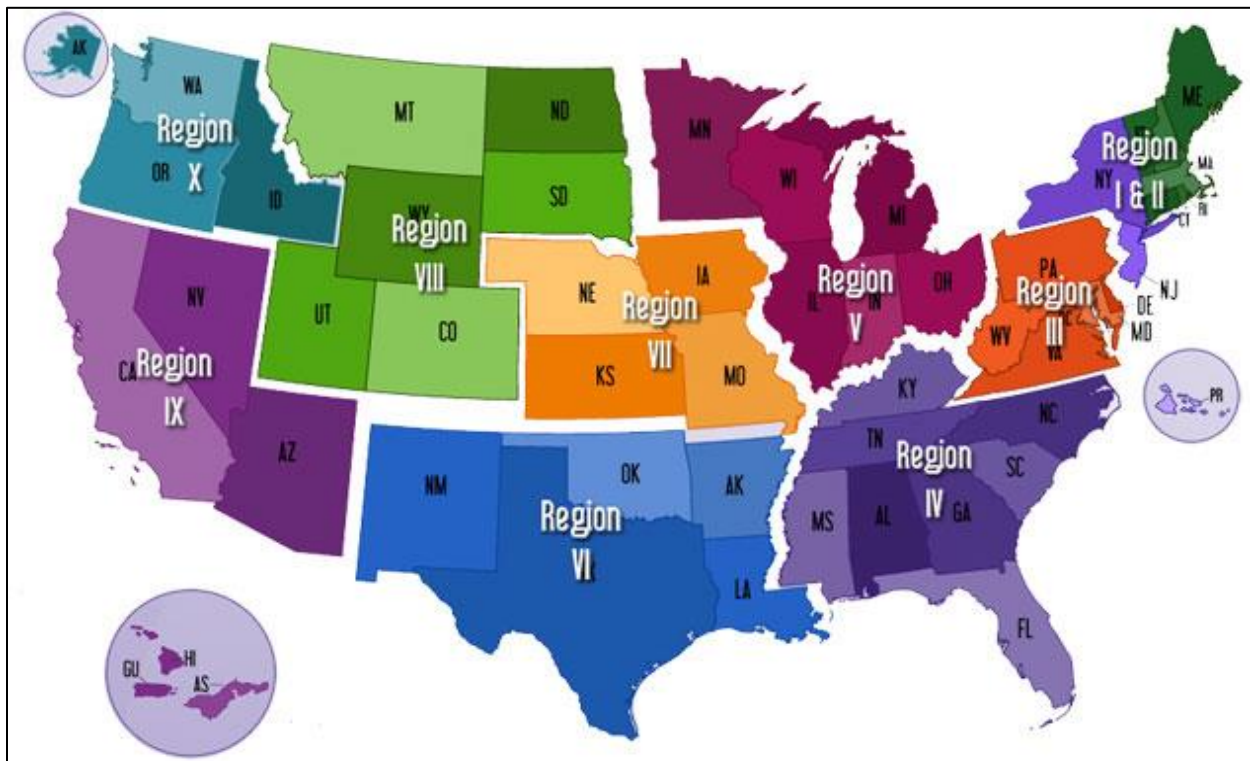
⁸ Leveraged funds are non-CED funds, public or private, which are secured for the project. CED projects are often complex projects involving multiple pieces of financing. CED funds may often be a small portion of the overall financing needed for successful business development. As a result, it is often key to project success that additional public and private funds are secured for the business. In addition, CED grants reduce the risk for other investors and thereby attract the additional investments needed for business development. The CED program provides reliable financing that enables conventional lenders to have enough confidence to invest in projects in communities that historically have been avoided.



Table 1: Summary of All CED Grants Active in FY 2017

	No. of Grants	Award Amount	Businesses Created or Expanded	Total Full-Time Jobs Created	Total Full-Time Jobs Created for Individuals with Low Incomes	Funds Leveraged
Completed Grants	49	\$33,334,367	572	2,267	1,891	\$231,663,719
Grants in Progress	118	\$83,016,582	612	2,611	1,960	\$483,595,336
New Grant Awards	25	\$34,716,028	n/a	n/a	n/a	n/a
Total	192	\$151,066,977	1,184	4,878	3,851	\$715,259,055

Figure 1: ACF Regions



CED grants are active throughout the country. Figure 1 illustrates how the states are divided into ACF Regions. As illustrated in Table 2, each ACF region includes multiple grantees. However, not all states have an active CED grant. Because of this, each year OCS awards bonus points to applications proposing a project in a state that does not have an active CED grant.⁹

Table 2: Location of CED Grants in FY 2017

ACF Region	Completed Grants	Grants in Progress	New Grant Awards	All Grants
1	8	7	1	16
2	2	5	1	8
3	8	17	2	27
4	8	12	3	23
5	8	33	5	46
6	2	6	2	10
7	3	7	4	14
8	0	5	2	7
9	6	24	5	35
10	4	2	0	6
Total	49	118	25	192

As illustrated by the data in Table 3, 11 of the 49 grants ending in FY 2017 (22 percent) and 23 of the 118 grants in progress (19 percent) reported being in a rural location in the Performance Progress Report (PPR). In recent years, OCS also has awarded bonus points to applications proposing a project that includes a rural service area in order to ensure that rural communities are served by the CED program. Six of the 25 grants awarded in FY 2017 (24 percent) received bonus points for proposing to serve a rural area.¹⁰ In the most recent decennial census, 20 percent of the American population lived in rural areas,¹¹ illustrating that the distribution of CED grants among rural and non-rural areas is proportional to the distribution of the population among rural and non-rural areas.

⁹ A state-by-state breakdown of all CED grants is provided in Appendix C.

¹⁰ The CED Performance Progress Report (PPR) asks grantees to indicate whether their projects are in rural, urban, or suburban locations. Grantees who indicated that their projects are in urban or suburban locations are considered non-rural. Grantees who did not complete a PPR are considered non-rural. Because new FY 2017 awards will not submit their first report until April 2018, new grants have not yet reported whether the projects are in or serving rural, urban, or suburban areas. The data for new grants were collected from CED applications that were awarded bonus points by OCS for proposing a project that includes a rural service area.

¹¹ U.S. Census Bureau, <https://www.census.gov/programs-surveys/geography/guidance/geo-areas/urban-rural/ua-facts.html>



Table 3: Rural and Non-Rural Grants in FY 2017

	Completed Grants	Grants in Progress	New Grants
Rural	11	23	6
Non-Rural	38	95	19
Total	49	118	25

Accomplishments of Grants Ending in FY 2017

In 2017, 49 CED grants were completed. Table 4 summarizes the outcomes achieved by these grants, including businesses created or expanded, jobs created for individuals with low incomes, total jobs created, and funds leveraged. In total, these 49 grants created or expanded 572 businesses, created 1,891 full-time jobs for individuals with low incomes, and leveraged more than \$231 million.

While the CED program is geared toward job creation for individuals with low incomes, OCS understands that in launching or expanding businesses, some jobs will be created that require advanced training or experience and may be filled by individuals who do not have low incomes. It should be noted that these 49 grants created an additional 376 jobs that were not filled by individuals with low incomes, meaning that the grants ending in FY 2017 created 2,267 jobs in total.

Table 4: Performance Indicators for CED Grants Ending in FY 2017

No. of Grants	Grant Funds Awarded	Businesses Created or Expanded	Total Full-Time Jobs Created for Individuals with Low Incomes	Total Full-Time Jobs Created	Funds Leveraged
49	\$33,334,367	572	1,891	2,267	\$231,663,719



While the combined impact of the grants ending in 2017 is overwhelmingly positive, not all grants achieved their proposed outcomes. To a degree, this is to be expected as grantees are undertaking projects in underserved communities where it is difficult to obtain traditional capital.



CED-funded projects create or expand businesses, create new jobs for individuals with low incomes, and leverage funding investments in communities.

As previously mentioned, CED grants help reduce the risk associated with these projects, allowing grantees to leverage additional investments. However, not all risks can be mitigated. Unexpected issues arise with both grantees and project partners that cause CED-supported projects to struggle and sometimes to fail. OCS works to mitigate this by providing training and technical assistance to grantees, and when there is a failure, OCS works to ensure that funds were spent appropriately and to recoup funds when possible. Appendix A provides a summary of all grants that ended in 2017 and detailed information about outcomes at the grant level.

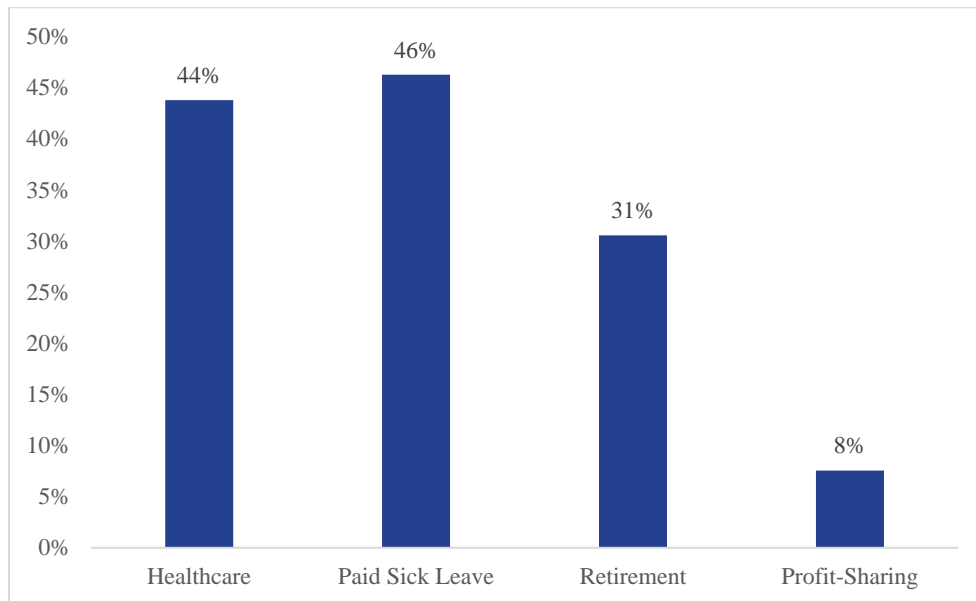
The CED program also leverages additional funding in support of community revitalization and the promotion of self-sufficiency among individuals with low incomes. Grants ending in FY 2017 leveraged more than \$231 million, an average of \$7 leveraged for every \$1 of CED funding.

Another aspect of the program is its ability to create quality jobs for individuals with low incomes. Beginning in October 2011, OCS launched a Performance Progress Report which requested that grantees report on aspects of job quality, such as the benefits offered by jobs created with CED support.



Figure 2 illustrates the percentage of all full-time jobs created with CED support for low-income individuals ending in FY 2017 that offered health insurance, paid sick leave, retirement, and/or profit-sharing benefits. Eight percent of the positions offered profit-sharing benefits.¹²

Figure 2: Positions Created with CED Support Offering Benefits to Individuals with Low Incomes (Grants Ending FY 2017)



Accomplishments of Grants in Progress in FY 2017

Grants in progress are anywhere from 1 year into their project period to a year beyond their original project period, as some grantees are permitted a 1-year, no-cost extension of their project period on a case-by-case basis. In FY 2017, 118 CED grants were in progress.

Table 5 illustrates the outcomes achieved by the grants in progress reported at the end FY 2017, including the following:

¹² For each grant that closed in FY 2017, data on benefits were drawn from the most recently submitted PPR in the OCS reporting system as of May 2, 2018. Two of the 49 completed grants in FY 2017 did not provide data for the indicators in the PPR that collect information on benefits, including health insurance, paid sick leave, retirement, and profit sharing. As such, benefit outcomes for completed grants reflect the results of the 47 grants for which data were available.



- 612 businesses created or expanded
- 1,960 jobs created for individuals with low incomes
- More than \$483 million in funds leveraged

In addition, these grants have reported creating 651 full-time jobs in addition to those filled by individuals with low incomes. These outcomes will increase as these projects proceed through their grant period in the years ahead.

Table 5: Performance Indicators for CED Grants in Progress in FY 2017¹³

No. of Grants	Grant Funds Awarded	Businesses Created or Expanded	Total Full-Time Jobs Created for Individuals with Low Incomes	Total Full-Time Jobs Created	Funds Leveraged
118	\$83,016,582	612	1,960	2,611	\$483,595,336

Grants Awarded in FY 2017

On September 29, 2017, OCS announced 25 new awards. Table 6 illustrates the proposed outcomes for the new awards. The grants will submit their first PPR in April 2018, and their initial outcomes will be included in the FY 2018 Report to Congress.

Table 6: Proposed Outcomes for CED Grants Awarded in FY 2017

No. of Grants	Grant Funds Awarded	Proposed Businesses To Be Created or Expanded	Proposed Total Full-Time Jobs To Be Created for Individuals with Low Incomes	Proposed Total Full-Time Jobs To Be Created	Proposed Funds To Be Leveraged
25	\$17,358,014	42	737	966	\$135,195,066

¹³ Outcomes presented in this report for grants in progress reflect the results of the 118 grants for which data were available.



Rural Community Development Program

The Rural Community Development (RCD) program provides training and technical assistance on creating and maintaining safe and affordable water and wastewater systems for the nation's lowest income communities, including tribal areas, many of which have populations at or below 2,500 individuals with no clean water systems and/or no access to existing water systems. Unlike large urban areas with dedicated and experienced staff to address water needs and manage and maintain systems, these small communities often lack experienced and appropriately trained staff.

Most people impacted by the program are individuals with very low incomes living in sparsely populated rural areas. Of the population served by the RCD program, more than a third have household incomes below the federal poverty level and live in homes without adequate indoor plumbing.

The RCD program assists these small communities, often with or through community action agencies, by providing expertise and capacity building support. RCD funds are used to provide training and technical assistance to:

- Increase access for families with low incomes to water supplies and waste disposal services.
- Preserve affordable water and waste disposal services in low-income rural communities.
- Increase local capacity and expertise to establish and maintain needed community facilities.
- Increase economic opportunities for low-income rural communities by ensuring that they have basic water and sanitation infrastructure.

RCD Program Characteristics

Maximum Award: \$\$1,129,922 per budget period.

Eligible Applicants: Multi-state, regional, private, nonprofit organizations that can provide training and technical assistance to small, low-income rural and tribal communities concerning their community facility needs.

Target Population: Individuals with low incomes residing in a project's service area.

Project Length: Up to five project periods with 1-year budget periods.



- Utilize technical assistance to leverage additional public and private resources.
- Support coordination with relevant homeland security activities.
- Promote improved coordination of federal, state, and local agencies and financing programs to benefit low-income communities.



Two different types of awards are funded through the RCD program:

1. **Regional Training and Technical Assistance:** These grants provide a regional resource for assistance in ensuring that small communities have access to safe water systems by either helping them develop their own systems, connecting to systems in neighboring communities, or improving their existing systems. These grants are awarded as 5-year grants that are funded annually for the duration of the grant, pending completion of a yearly, non-competitive continuation application. There are six Regional Training and Technical Assistance grantees. As illustrated in Figure 3, each grantee has a distinct multi-state service area.
2. **Tribal Training and Technical Assistance:** Similar to the Regional Training and Technical Assistance grants, organizations receiving Tribal Training and Technical Assistance grants work with tribal communities to ensure that they, too, have access to safe water systems. These are awarded as 5-year grants funded annually for the duration of the grant, pending completion of annual non-competitive continuations. There are two Tribal Training and Technical Assistance grantees who work together to serve tribal areas nationwide (see Figure 3).



Figure 3: RCD Grantee Service Areas in 2017

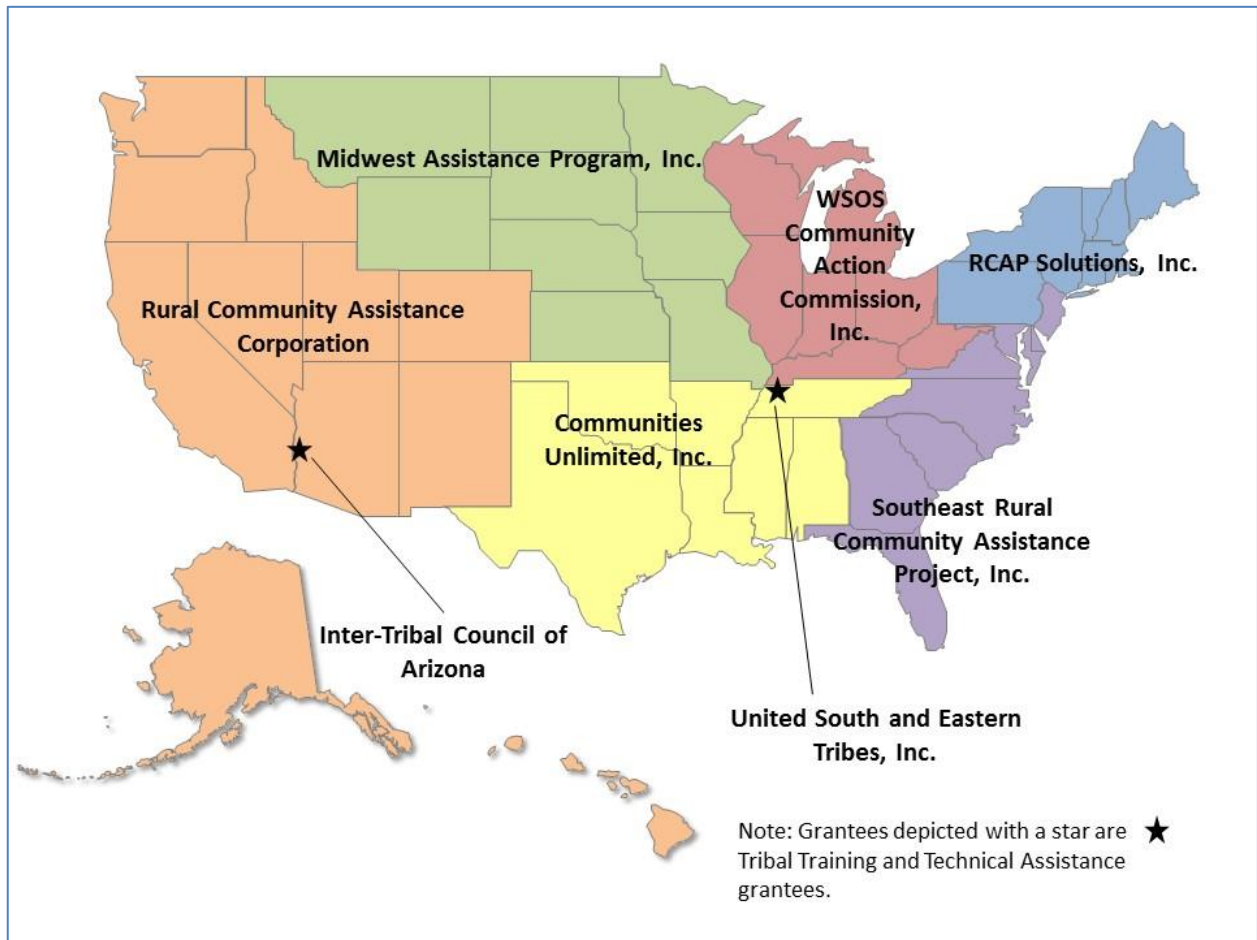


Table 7: Rural Community Development Grants¹⁴ Funded in FY 2017

Grantee	Areas Served	Award Amount
Communities Unlimited, Inc.	South	\$1,029,921
Inter Tribal Council of Arizona, Inc.	Tribal Areas	\$776,010
Midwest Assistance Program, Inc.	Upper Midwest/Great Plains	\$1,029,921
RCAP Solutions, Inc.	Northeast	\$1,029,921
Rural Community Assistance Corporation	West	\$1,029,921
Southeast Rural Community Assistance Project, Inc.	Southeast/Mid-Atlantic	\$1,029,921
United South and Eastern Tribes, Inc.	Tribal Areas	\$281,369
WSOS Community Action Commission, Inc.	Midwest	\$1,029,922
Total		\$7,236,906

RCD grants are awarded for 5 years with annual appropriations for 1-year budget periods. The RCD activity that took place in FY 2017 was funded through awards made in FY 2016 to the eight grantees listed in Table 7. On September 29, 2017, OCS announced more than \$7 million in continued funding for RCD grantees to continue their work in FY 2017.

Accomplishments of Funded Grants in FY 2017

RCD grants are funded annually throughout the grant period. Table 8 illustrates the accomplishments of the RCD grants at the end of FY 2017. In sum, the RCD Regional Training and Technical Assistance and Tribal Training and Technical Assistance grantees:

- Served 1,880,389 individuals in 720 communities.
- Conducted 332 trainings attended by 4,737 attendees.
- Leveraged more than \$90 million in additional public and private resources.

Brief summaries for each of these grants is included in Appendix B.

¹⁴ Funding for 2017 activities was appropriated by Congress in FY 2016. These grants began on September 30, 2016 and ended on September 29, 2017.



Table 8: RCD Grant Outcomes in FY 2017

Grantee	Individuals Served ¹⁵	Communities Served ¹⁶	Trainings Conducted	Training Attendees	Funds Leveraged ¹⁷
Communities Unlimited, Inc.	374,544	141	75	982	\$54,360,449
Inter Tribal Council of Arizona, Inc.	597,919	110	38	726	n/a
Midwest Assistance Program, Inc.	100,940	125	94	1,449	\$10,569,872
RCAP Solutions, Inc.	13,501	22	54	850	\$5,599,402
Rural Community Assistance Corporation	283,496	59	7	92	\$2,004,000
Southeast Rural Community Assistance Project, Inc.	237,160	86	22	214	\$4,490,144
United South and Eastern Tribes, Inc.	40,745	30	20	40	n/a
WSOS Community Action Commission, Inc.	232,084	147	22	384	\$13,517,134
Total	1,880,389	720	332	4,737	\$90,541,001

¹⁵ RCD efforts connect communities to safe, affordable water and wastewater treatment systems. Systems are built at the community level rather than at the household or even individual level. While communities range in size, by program requirement, “communities” in this case refer to geographic areas with populations at or below 2,500 individuals. The number of people assisted and reported here is based on the number of residents that live in a community receiving assistance, as they would all benefit from the improvements.

¹⁶ Any geographic area defined by specific boundaries and the residents, businesses, and institutions within that geographical area.

¹⁷ RCD funds cover a small portion of the costs associated with connecting communities to safe, affordable water and wastewater systems. The program provides funds to assist communities in developing governance structures and procedures, as well as developing skills to manage water and wastewater treatment systems. The costs for actually connecting to existing systems or building their own systems far exceed what RCD funding alone can support. Instead, the RCD program assists communities in leveraging other public and private funds to cover these costs.



Appendix A: Project Descriptions for CED Grants Completed in FY 2017

This section includes individual project descriptions for Community Economic Development (CED) grants that were completed in fiscal year 2017. It is organized alphabetically by organization within each state. Information provided for each project includes basic grant information, a description of the project, and a summary of key outcomes achieved.

For the purposes of reporting for the CED program, a business is only reported as “created” or “expanded” if at least one new job is created at the new or newly created or expanded business.



Alaska

Aleutian Pribilof Island Community
Development Association
234 Gold Street
Juneau, Alaska
www.apicda.com

Grant Information	
Grant No.	90EE0986
Project Period	9/30/2012 – 9/29/2017
Award Amount	\$230,674

Project Overview:

The Aleutian Pribilof Island Community Development Association used Community Economic Development (CED) funding to expand Bering Pacific Seafoods, a fish processing subsidiary in False Pass, Alaska. CED funds were used to purchase and install three 20,000-gallon oil tanks providing generator fuel, allowing Bering Pacific Seafoods to expand the operations of the processing facility. The expansion resulted in the creation of 25 new full-time positions to process seafood at the expanded facility, of which 22 were filled by low-income individuals.

Project Outcomes	
Total Jobs Created	25
Low-Income Jobs Created	22
Businesses Created/Expanded	1
Funds Leveraged	\$0



Arizona

Chicanos por la Causa, Inc.
1112 East Buckeye Road
Phoenix, Arizona
www.cplc.org

Grant Information	
Grant No.	90EE1003
Project Period	9/30/2012 – 9/29/2017
Award Amount	\$728,750

Project Overview:

Chicanos por la Causa, Inc. (CPLC) used Community Economic Development (CED) funding to create an investment fund to support the start-up and expansion of six small businesses in low-income communities in Phoenix, Arizona. CPLC provided loans to revitalize two vacant buildings, resulting in the creation of two new businesses: Assured Engineering, which offers utilities, engineering, and design services, and CPLC Insurance. In addition, CPLC's equity investment allowed for the expansion of four businesses: El Chino, a Mexican restaurant that opened a second location; Mi Escuelita Daycare, a bilingual school and daycare facility that was expanded to serve more children and provide both English and Spanish instruction; Molina Outdoor, a small billboard company; and Cole Valley Partners, a real estate development and management firm. The start-up and expansion of these 6 projects created 47 new full-time jobs. *Note: One of the businesses included in this write-up became operational and created 13 jobs as a direct result of CED support in January 2018.*

Project Outcomes	
Total Jobs Created	47
Low-Income Jobs Created	34
Businesses Created/Expanded	6
Funds Leveraged	\$2,387,182



Arizona

Chicanos por la Causa, Inc.
1112 East Buckeye Road
Phoenix, Arizona
www.cplc.org

Grant Information	
Grant No.	90EE1072
Project Period	9/30/2014 – 9/29/2017
Award Amount	\$741,000

Project Overview:

Chicanos por la Causa, Inc. (CPLC) used Community Economic Development funding to create an equity investment fund to support the start-up and expansion of three small businesses in Phoenix, Arizona. First, CPLC invested in Friendship House, a behavioral clinic that provides intensive outpatient services and partial hospitalization programs, resulting in the creation of 18 additional jobs at the clinic as intake specialists and a program administrator. The second investment was in Good 4U Organics, a small lotion and cosmetics product manufacturing company. This investment allowed the business to expand through the purchase of additional equipment and resulted in the creation of five jobs. The third investment was in La Causa Construction (LCC), a residential and commercial builder focusing on low- to moderate-income communities. Despite challenges in obtaining contracts due to delays in permits and other development issues created by the city, LCC created one new full-time, full-year job. Through this grant, CPLC also provided technical assistance, workforce development, placement services, and job retention/follow-up services for 12 months to participating businesses.

Project Outcomes	
Total Jobs Created	24
Low-Income Jobs Created	4
Businesses Created/Expanded	3
Funds Leveraged	\$392,000



Arizona

Chicanos por la Causa Southwest, Inc.
1112 East Buckeye Road
Phoenix, Arizona
www.cplc.org

Grant Information	
Grant No.	90EE1046
Project Period	9/30/2013 – 9/29/2017
Award Amount	\$799,920

Project Overview:

Chicanos por la Causa Southwest, Inc. (CPLC SW) used Community Economic Development funding to create an equity investment fund to invest in two businesses in Nevada. The first business was Open Box Buy, a recycling company in Las Vegas, Nevada, that purchases refurbished, scratched, or slightly damaged merchandise at a significant reduction in cost to resell to the public, including consumer electronics, televisions, sporting goods, tools, furniture, and bedding. The second business supported by CPLC SW was La Causa Development, a residential and commercial developer in Carson City, Nevada. In addition, CPLC SW partnered with local workforce development agencies to identify employees to fill the jobs created by the businesses and provide technical assistance, workforce development, placement services, and job retention follow-up/services to the businesses. In total, the project created 16 new full-time jobs, 6 of which were filled by low-income individuals.

Project Outcomes	
Total Jobs Created	16
Low-Income Jobs Created	6
Businesses Created/Expanded	2
Funds Leveraged	\$7,428,498



California

Mission Economic Development Agency
2301 Mission Street, Suite 301
San Francisco, California
www.medasf.org

Grant Information	
Grant No.	90EE1053
Project Period	9/30/2013 – 9/29/2017
Award Amount	\$800,000

Project Overview:

The Mission Economic Development Agency (MEDA) used Community Economic Development funding to provide loans to 15 businesses in San Francisco, California, specifically targeting business owners in the restaurant, childcare, and retail industries. In addition to the capital provided to the 15 businesses through the revolving loan fund to finance the activities needed for business start-up and expansion, MEDA provided targeted technical assistance and business acceleration services to the businesses. Eight new businesses were created through this loan fund, including Star Dust Photography, IFLYMIX (store), Lucy’s Family Daycare, Girassol Daycare, Brighter Tomorrow Events Management, DBA Luis Maldonado, Gwiggles Daycare, and Pixmettle, Inc. In addition, seven businesses used the loans to expand their existing businesses, including Mateo’s Taqueria, Alicia’s Tamales, D’Maize Restaurant, El Buen Comer, Blas Trucking, Reina’s Cleaning Service, and SOMA Daycare. Collectively, these 15 businesses created 46 new full-time jobs for low-income individuals.

Project Outcomes	
Total Jobs Created	46
Low-Income Jobs Created	46
Businesses Created/Expanded	15
Funds Leveraged	\$1,738,741



California

Partnership for Environmental Progress
2850 Womble Road, Suite 100-508
San Diego, California
<https://pepmobile.org/>

Grant Information	
Grant No.	90EE1051
Project Period	9/30/2013 – 9/29/2017
Award Amount	\$800,000

Project Overview:

Partnership for Environmental Progress used Community Economic Development funding to provide loans to five existing businesses in the aerospace industry to expand their operations in San Diego, California. The five businesses—OceanAero, NW Tech, NatureScape, Kemper Appliance, and Turbine Aviation—used the loans to purchase equipment and for operating expenses, including marketing, purchasing uniforms, signage and supplies, hiring staff, and research and development. The positions created through this effort included junior engineering, production engineering, software engineering, marine testing, office management, technicians, sales, landscape and port technicians, and machinists. In total, the project created 58 new full-time jobs, 46 of which were filled by low-income individuals, including formerly incarcerated individuals.

Project Outcomes	
Total Jobs Created	58
Low-Income Jobs Created	46
Businesses Created/Expanded	5
Funds Leveraged	\$2,800,000



California

The East Los Angeles Community Union
5400 East Olympic Boulevard
Los Angeles, California
www.telacu.com

Grant Information	
Grant No.	90EE0969
Project Period	9/30/2011 – 9/29/2017
Award Amount	\$759,374

Project Overview:

The East Los Angeles Community Union used Community Economic Development funding to provide a low-interest loan to expand Newport Ingredients in Los Angeles, California. Newport Ingredients is an organic food processor of dried fruits, nuts, dehydrated vegetables, herbs, seeds, spices, sweeteners, dairy and cheese powders, and fruit juice powders. Newport Ingredients used funds to make improvements to its existing facility and purchase new food processing equipment to expand wholesale production and distribution. This project brought affordable fruits, vegetables, and other healthy products to community residents and resulted in 11 new full-time jobs for low-income individuals to run the specialized machinery.

Project Outcomes	
Total Jobs Created	11
Low-Income Jobs Created	11
Businesses Created/Expanded	1
Funds Leveraged	\$1,040,631



Delaware

Cornerstone West Community Development Corporation
710 North Lincoln Street
Wilmington, Delaware
www.westendnh.org/programs/cornerstone-west-side-grows/

Grant Information	
Grant No.	90EE1055
Project Period	9/30/2013 – 9/29/2017
Award Amount	\$160,000

Project Overview:

The Cornerstone West Community Development Corporation used Community Economic Development funding to create Popdot Signs & Graphics, a sign production and installation business on the west side of Wilmington, Delaware. Cornerstone West partnered with West End Neighborhood House and the owners of ESP Graphics, LLC, an existing printing company located in Wilmington, to support the start-up and operations of the business. The creation of Popdot complemented the Wilmington West Side Revitalization Plan's focus on economic development and job creation, specifically for the local youth population. Popdot created eight new full-time jobs in graphics and productions, customer service, sales, and installation.

Project Outcomes	
Total Jobs Created	8
Low-Income Jobs Created	6
Businesses Created/Expanded	1
Funds Leveraged	\$240,000



Florida

Corporation to Develop Communities
of Tampa, Inc.
2631 East Lake Avenue
Tampa, Florida
www.cdcoftampa.org

Grant Information	
Grant No.	90EE0974
Project Period	9/30/2011 – 9/29/2017
Award Amount	\$759,374

Project Overview:

The Corporation to Develop Communities of Tampa, Inc. used Community Economic Development funding to provide a loan to expand Sanwa Growers in Tampa, Florida. Sanwa Growers is a local fresh food market that has been in the Tampa community for 15 years. The loan allowed Sanwa Growers to expand its existing store by financing necessary capital improvements, including renovations and repairs of the roof, offices, and floors, and the reconfiguration of shelving and lighting. New checkout registers also were purchased to replace existing registers and allow for more checkout lanes at the market. The project expanded access to healthy foods and created 17 new full-time jobs for low-income individuals.

Project Outcomes	
Total Jobs Created	17
Low-Income Jobs Created	17
Businesses Created/Expanded	1
Funds Leveraged	\$0



Florida

Northwest Jacksonville Community
Development Corporation
1122 Golfair Boulevard
Jacksonville, Florida
www.nwjaxcdc.com/

Grant Information	
Grant No.	90EE1011
Project Period	9/30/2012 – 9/29/2017
Award Amount	\$728,750

Project Overview:

Northwest Jacksonville Community Development Corporation used Community Economic Development funding to redevelop a formerly vacant property in the Moncreif Road Corridor of Jacksonville, Florida, to establish a commercial and retail town center. Funds were used to build out the formerly vacant property to accommodate a number of different tenants and further business development efforts in the community. The commercial center provided a space for the expansion of three existing businesses and the creation of 32 new businesses in a number of different industries, including food-related businesses, a home healthcare enterprise, and a personal care facility with hair, nail, and spa services. This commercial retail building established a business hub that serves as a central focal point of the community for business and job creation. In total, the businesses in the commercial center created 50 new full-time jobs in healthcare, accounting, administrative services, human resources, and beauty consulting, 37 of which were filled by low-income individuals.

Project Outcomes	
Total Jobs Created	50
Low-Income Jobs Created	37
Businesses Created/Expanded	35
Funds Leveraged	\$3,348,822



Indiana

Insight Development Corporation
1919 North Meridan Street
Indianapolis, Indiana
www.indyhousing.org/about/insight-development-corp

Grant Information	
Grant No.	90EE1052
Project Period	9/30/2013 – 9/29/2017
Award Amount	\$750,000

Project Overview:

The Insight Development Corporation used Community Economic Development funding for the construction of the Millikan on Mass commercial center, a 14,000-square-foot commercial and retail space within a larger mixed-used development in Indianapolis, Indiana. The commercial center was leased to five businesses, which included four restaurants (pub, deli, pizzeria, and upscale dining facility) in a contemporary space of coastal design. A fifth business, Escape The Room, provides interactive puzzle solving and scavenger hunts for individuals and teams. The space also houses job training and education programs and access to public transportation for residents and community members visiting the center. This project created 36 new full-time jobs.

Project Outcomes	
Total Jobs Created	36
Low-Income Jobs Created	6
Businesses Created/Expanded	5
Funds Leveraged	\$13,893,340



Indiana

Riley Area Development Corporation
875 Massachusetts Avenue, Suite 101
Indianapolis, Indiana
www.rileyarea.org

Grant Information	
Grant No.	90EE0984
Project Period	9/30/2011 – 9/29/2017
Award Amount	\$697,188

Project Overview:

The Riley Area Development Corporation (RADC) used Community Economic Development funding to support the internal construction of Trail Side Retail Flats, a mixed-use, affordable housing development in Indianapolis, Indiana. RADC conducted the interior build-out of the building, which was essential for bringing small businesses into the space. This included retail improvements, interior finishing, sprinkler systems, and fit-out for a kitchen. Once these improvements were made, RADC performed local outreach to identify local entrepreneurs interested in starting a new business or expanding an existing business within the development. By offering competitive, affordable rents for business owners, the project spurred commercial development and employment for the re-emerging corridor. In total, 10 businesses were created or expanded in the food, clothing, services, and entertainment industries. A community kitchen space also is available for entrepreneurs to start other food-related businesses. Through this project, 22 new full-time jobs were created.

Project Outcomes	
Total Jobs Created	22
Low-Income Jobs Created	14
Businesses Created/Expanded	10
Funds Leveraged	\$16,969,430



Indiana

Workforce, Inc.
754 North Sherman Drive, Suite 220
Indianapolis, Indiana
www.work-force-inc.com

Grant Information	
Grant No.	90EE1073
Project Period	9/30/2014 – 9/29/2017
Award Amount	\$741,000

Project Overview:

Workforce, Inc. (d.b.a. RecycleForce) used Community Economic Development funding to expand its existing recycling business in Indianapolis, Indiana. The existing recycling plant had a reverse logistics pilot project, which took returned components or products for the purpose of recapturing their value or ensuring their proper disposal. Funds were used to purchase new equipment that would sort metal from plastic, turning the reverse logistics pilot project into a fully operational department. This expansion increased the volume and value of recyclable material and created 37 new full-time jobs for low-income individuals.

Project Outcomes	
Total Jobs Created	37
Low-Income Jobs Created	37
Businesses Created/Expanded	1
Funds Leveraged	\$2,545,677



Iowa

Quad Cities Food Hub, Inc.
421 West River Drive
Davenport, Iowa
No website.

Grant Information	
Grant No.	90EE1100
Project Period	9/30/2014 – 11/29/2017
Award Amount	\$600,000

Project Overview:

Quad Cities Food Hub, Inc. (QCFH) used Community Economic Development funding to expand the Healthy Food & Farms Project, a sustainable local food system that distributes healthy food in eight counties in Illinois and Iowa. QCFH extended its year-round farmers' market and retail store by expanding the hours of operation and launched the Virtual Market program, which allows for virtual and physical wholesale food distribution through an online market. This allowed community residents to order meal kits from the farmers' market virtually. QCFH also purchased a van to develop a Healthy Food Mobile to pick up and deliver food throughout the community. QCFH completed two licensed, shared-use kitchens as spaces for local food production entrepreneurs and caterers that allowed two restaurants, Cinnamon and Sage and Taste of Ethiopia, to expand and operate their businesses. Since then, Cinnamon and Sage has opened its own bricks-and-mortar restaurant. QCFH also supported farmers and community residents by providing experiential education and connections to needed resources for local food production and fresh food preparation or preservation. This project created 24 new full-time jobs for low-income individuals.

Project Outcomes	
Total Jobs Created	24
Low-Income Jobs Created	24
Businesses Created/Expanded	4
Funds Leveraged	\$214,222



Kentucky

Kentucky Highlands Investment Corporation
362 Old Whitley Road
London, Kentucky
www.khic.org

Grant Information	
Grant No.	90EE1064
Project Period	9/30/2014 – 9/29/2017
Award Amount	\$744,309

Project Overview:

Kentucky Highlands Investment Corporation used Community Economic Development funding to make a low-interest loan to American Health Management, Inc., the second largest provider of adult daycare services in Kentucky. The loan was used for working capital, equipment, and facility upgrades that were needed to expand and provide new, in-home attendant care services for frail, elderly, and disabled seniors. The project continues to address a growing demand for affordable long-term care services that allow low-income seniors to continue to live at home and improve their quality of life. This project generated 100 new full-time jobs, 61 of which were filled by low-income individuals, in a distressed rural area.

Project Outcomes	
Total Jobs Created	100
Low-Income Jobs Created	61
Businesses Created/Expanded	1
Funds Leveraged	\$3,280,926



Kentucky

Southeast Kentucky Economic Development Corporation
2292 South Highway 27
Suite 340
Somerset, Kentucky
www.southeastkentucky.com

Grant Information	
Grant No.	90EE1075
Project Period	9/30/2014 – 9/29/2017
Award Amount	\$741,000

Project Overview:

The Southeast Kentucky Economic Development Corporation used Community Economic Development funding to provide a loan to Dr. Schneider Automotive Systems, Inc., a German automotive company in Russell County, Kentucky. The loan was used to purchase equipment for manufacturing operations in the company's second plant, located in Russell Spring, Kentucky. This resulted in the creation of 159 new full-time jobs for low-income individuals as assembly workers, inspectors, maintenance workers, technicians, managers, engineers, and specialized operators. These positions provided healthcare and retirement benefits, helped to maintain and raise families' standard of living, and reduced their current and potential dependence on government subsidies.

Project Outcomes	
Total Jobs Created	159
Low-Income Jobs Created	159
Businesses Created/Expanded	1
Funds Leveraged	\$836,965



Louisiana

The Good Work Network
1824 Oretha Castle Haley Boulevard
New Orleans, Louisiana
www.goodworknetwork.org

Grant Information	
Grant No.	90EE1047
Project Period	9/30/2013 – 9/29/2017
Award Amount	\$400,000

Project Overview:

The Good Work Network (GWN) used Community Economic Development funding to develop and purchase equipment for a culinary incubator, outdoor food court, and entertainment venue in the O.C. Haley Commercial Corridor of New Orleans, Louisiana. The market provided an operating venue and incubation services for 10 minority- and women-owned culinary businesses. GWN also provided entrepreneurs with office support, training on payroll processing and set-up of accounting systems; assisted with marketing; and provided training specific to the food services industry. The project helped launch four new culinary businesses: Roux Carre, The Pupusa Lady, Elysian Seafood, and The Juice Box. In addition, six existing food-related businesses were expanded through the market, included Johnny’s Jamaican Grill, Splendid Pig, Estralita’s Express, The Cupcake Collection, Black Swan, and Diva Dawg. By increasing the prosperity of minority and women entrepreneurs, GWN helped foster a more diverse, inclusive, and sustainable local economy within one of the city’s most blighted neighborhoods and created 20 new full-time jobs.

Project Outcomes	
Total Jobs Created	20
Low-Income Jobs Created	7
Businesses Created/Expanded	10
Funds Leveraged	\$1,672,247



Maine

Coastal Enterprises, Inc.
36 Water Street
P.O. Box 268
Wiscasset, Maine
www.ceimaine.org

Grant Information	
Grant No.	90EE1079
Project Period	9/30/2014 – 9/29/2017
Award Amount	\$800,000

Project Overview:

Coastal Enterprises, Inc. used Community Economic Development funding to support the Maine Healthy Food Development Fund, a revolving loan fund that finances and provides workforce assistance to Maine businesses. Two retail businesses were expanded through the loan fund—Central Maine Meats and Gowell’s Supermarket. The loan to Central Maine Meats provided the company with working capital and equipment funding, which allowed Central Maine Meats to expand and build a new, energy-efficient U.S. Department of Agriculture-certified processing facility. The loan to Gowell’s Supermarket allowed the business to expand from a small convenience store to a full supermarket, offering fresh vegetables, meats, and dairy products. The businesses created 48 new full-time jobs.

Project Outcomes	
Total Jobs Created	48
Low-Income Jobs Created	29
Businesses Created/Expanded	2
Funds Leveraged	\$4,954,800



Massachusetts

Brockton Neighborhood Health Center, Inc.
63 Main Street
Brockton, Massachusetts
www.bnhc.org

Grant Information	
Grant No.	90EE1084
Project Period	9/30/2014 – 9/29/2017
Award Amount	\$800,000

Project Overview:

Brockton Neighborhood Health Center, in partnership with Vicente’s Property, LLC, used Community Economic Development funding to develop Vicente’s Tropical Market, a full-size grocery store in a 34,000-square-foot facility in Brockton, Massachusetts. The grocery store, built on a site previously abandoned by a regional grocery chain, brought a full range of food products to ethnically diverse consumers in the area, providing additional access to healthy, fresh foods. The project resulted in 55 new full-time jobs for low-income and multilingual individuals in Brockton.

Project Outcomes	
Total Jobs Created	55
Low-Income Jobs Created	55
Businesses Created/Expanded	1
Funds Leveraged	\$14,824,001



Massachusetts

Brockton Neighborhood Health Center, Inc.
63 Main Street
Brockton, Massachusetts
www.bnhc.org

Grant Information	
Grant No.	90EE1009
Project Period	9/30/2012 – 9/29/2017
Award Amount	\$728,750

Project Overview:

The Brockton Neighborhood Health Center (BNHC) used Community Economic Development funding to complete construction that expanded the Center, located in Brockton, Massachusetts, by more than 24,000 square feet. The expansion enabled BNHC to serve more patients; hire more staff; and help provide human resources support, employment coaching, and training programs for entry-level staff, which were designed to give them the skills needed to advance their careers. The expansion allowed for the hiring of 55 additional staff, 48 of which were low-income individuals. Each new position created offered extensive skills training, including interpreter certification, computer training, and a customer service/critical thinking certificate program offered through the University of Massachusetts.

Project Outcomes	
Total Jobs Created	55
Low-Income Jobs Created	48
Businesses Created/Expanded	1
Funds Leveraged	\$2,576,120



Massachusetts

Dorchester Bay Economic Development Corporation
594 Columbia Road, Suite 302
Dorchester, Massachusetts
www.dbedc.com

Grant Information	
Grant No.	90EE0991
Project Period	9/30/2012 – 9/29/2017
Award Amount	\$788,673

Project Overview:

Dorchester Bay Economic Development Corporation (DBEDC) used Community Economic Development funding to redevelop a 35,650-square-foot industrial building into the Bornstein & Pearl Food Production Center in Dorchester, Massachusetts. DBEDC provided an equity investment to DB Industrial, Inc. for physical improvements and equipment fit-out of the space, including the installation of commercial kitchen equipment, cold and dry storage, and a dedicated commissary and wash-down area for mobile food truck operators. The commercial kitchen leased space to tenants involved in food production and wholesale distribution. A total of 71 food-related businesses were created and expanded through this project, which created 159 new full-time jobs for low-income individuals. DBEDC worked to fill the newly created positions with low-income individuals through partnerships with two culinary training programs that serve those facing barriers to employment and through their own re-entry initiative that helps ex-offenders transition into the Boston-Dorchester community.

Project Outcomes	
Total Jobs Created	159
Low-Income Jobs Created	159
Businesses Created/Expanded	71
Funds Leveraged	\$13,304,263



Massachusetts

Madison Park Development Corporation
184 Dudley Street, Suite 400
Boston, Massachusetts
www.madison-park.org

Grant Information	
Grant No.	90EE0996
Project Period	9/30/2012 – 9/29/2017
Award Amount	\$788,673

Project Overview:

Madison Park Development Corporation used Community Economic Development funding for construction costs to expand Tropical Foods grocery store, located in the Roxbury neighborhood of Boston, Massachusetts. Funds were used to move Tropical Foods into a larger, newly constructed building to become a full-size supermarket, which expanded sales and allowed for the hiring of additional employees. This resulted in the creation of 39 new full-time positions as cashiers, baggers, and employees in the bakery, frozen foods, produce, dairy, and meat departments of the store. Thirty-five of the jobs were filled by low-income individuals.

Project Outcomes	
Total Jobs Created	39
Low-Income Jobs Created	35
Businesses Created/Expanded	1
Funds Leveraged	\$13,994,045



Massachusetts

United Teen Equality Center, Inc.
34 Hurd Street
Lowell, Massachusetts
www.utec-lowell.org

Grant Information	
Grant No.	90EE1036
Project Period	9/30/2013 – 9/29/2017
Award Amount	\$800,000

Project Overview:

United Teen Equality Center, Inc. (UTEC) used Community Economic Development funding to establish a retail café and community kitchen in Lowell, Massachusetts. This project created a café that includes a retail sales outlet with catering and event management services and a community kitchen/food manufacturing incubator. The incubator includes UTEC's own food processing services, which focus on the development of healthy products. Five new businesses were created within the community kitchen. The event services portion of the project allows outside businesses to rent the space, bringing business to the employees of the catering program and offering work opportunities for community residents for the set-up and take-down of events. The retail café, food manufacturing, and incubator increased access to healthy, affordable food in an area that currently does not have a full-service grocery store and is surrounded by designated food desert tracts. The project created 32 new full-time jobs, 24 of which were filled by individuals with low incomes.

Project Outcomes	
Total Jobs Created	32
Low-Income Jobs Created	24
Businesses Created/Expanded	10
Funds Leveraged	\$2,056,540



Michigan

Wayne State University Research and
Technology Park (TechTown Detroit)
440 Burroughs Street
Detroit, Michigan
www.techtowndetroit.org

Grant Information	
Grant No.	90EE1050
Project Period	9/30/2013 – 9/30/2017
Award Amount	\$800,000

Project Overview:

Wayne State University Research and Technology Park (d.b.a. TechTown) used Community Economic Development funding to support SWOT City Detroit, a program that provides support and technical assistance for small businesses in Detroit, Michigan. TechTown conducted neighborhood-wide assessments, analyses, and community engagements to identify the types of retail, food, and other businesses residents wanted in their neighborhoods to create commercial districts. After identifying the small businesses and microenterprises, the SWOT City program provided business support, including help with licensing, establishing a point-of-sale system, developing signage for the businesses, and hiring employees. The program also provided direct technical support by providing each business with a mentor who assessed the current business, coached the business owners through milestones, and provided assistance with filing taxes and proper accounting practices. Originally intended to support three neighborhoods, throughout the grant period, TechTown extended their support for businesses throughout Detroit. This project included the creation and expansion of 26 businesses, including restaurants, cafés, catering businesses, boutiques, record stores, bookstores, galleries, a car and tire repair business, and more. These businesses created 65 new full-time jobs throughout Detroit, 49 of which were filled by low-income individuals.

Project Outcomes	
Total Jobs Created	65
Low-Income Jobs Created	49
Businesses Created/Expanded	26
Funds Leveraged	\$3,056,925



Minnesota

Emerge Community Development
10101 West Broadway Avenue
Minneapolis, Minnesota
www.emerge-mn.org

Grant Information	
Grant No.	90EE1179
Project Period	7/08/2016 – 7/07/2017
Award Amount	\$655,129

Project Overview:

Emerge Community Development used Community Economic Development funding to continue to support a partnership with the Quality Hands Initiative to create enterprises and job opportunities in the greater Minneapolis-St. Paul metropolitan area in Minnesota. This grant was initially awarded to Project for Pride in Living in 2012 (Grant No. 90EE0997) and was intended to create 32 new full-time jobs through this project. However, due to an unexpected lack of sales, the project was unable to expand its markets and services, resulting in it ending early. Remaining grant funds were transferred to EmERGE Community Development in an effort to create additional employment opportunities. The initiative focused on labor-intensive material handling processes for manufactured foods, the deconstruction of recyclable materials, and producing and selling made-to-order apparel. EmERGE Community Development also provided training for employees, including industry-recognized trainings and certifications in areas such as MIG welding, NIMS machining, forklift operations, safety, quality, production, and lean manufacturing principles. In total, the 2 grants created 13 new full-time jobs.

Project Outcomes	
Total Jobs Created	13
Low-Income Jobs Created	11
Businesses Created/Expanded	1
Funds Leveraged	\$1,109,092



Missouri

Blue Hills Community Services Corporation
5008 Prospect Avenue
Kansas City, Missouri
www.bhcsmo.org

Grant Information	
Grant No.	90EE1076
Project Period	9/30/2014 – 9/29/2017
Award Amount	\$340,000

Project Overview:

Blue Hills Community Services Corporation used Community Economic Development funding to support the Blue Hills Contractor Incubator, which created 2 new businesses and expanded 16 small construction businesses in Kansas City, Missouri. The Incubator assisted small contractors in addressing barriers to business expansion and growth by providing incubation services, including bid preparation, project management, cash flow, certifications, and information on employment law. The Blue Hills Contractor Incubator supported development of the 18 businesses by providing mentors with unique skills and knowledge in the construction industry to advise and counsel participants on a monthly basis. This project created 35 new full-time jobs.

Project Outcomes	
Total Jobs Created	35
Low-Income Jobs Created	11
Businesses Created/Expanded	18
Funds Leveraged	\$59,750



Missouri

Hispanic Economic Development Corporation
2130 Jefferson Street
Kansas City, Missouri
www.kchedc.org

Grant Information	
Grant No.	90EE1097
Project Period	9/30/2014 – 9/29/2017
Award Amount	\$300,000

Project Overview:

Hispanic Economic Development Corporation (HEDC) used Community Economic Development funding to create a revolving loan fund that assisted three small businesses in downtown Kansas City, Missouri. In addition to access to loan and financial services, HEDC provided the three small businesses with direct technical assistance, including English as a second language classes to Latino small business owners. The three businesses—Pandaderias de Las Americas (a bakery), GMY Commercial Cleaning, LLC, and Salon Fino—all received a low-interest loan to expand their existing businesses. The loan to the bakery allowed the owner to open a second location, which has increased the bakery’s wholesale business and distribution. GMY Commercial Cleaning used the loan to purchase additional equipment and hire new employees to meet the demand for new cleaning contracts. Finally, the loan to Salon Fino allowed for increased operating capital and the ability to hire new employees to satisfy the increased demand at the hair salon. In total, the 3 businesses created 17 new full-time jobs for low-income individuals.

Project Outcomes	
Total Jobs Created	17
Low-Income Jobs Created	17
Businesses Created/Expanded	3
Funds Leveraged	\$95,000



New Mexico

Capacity Builders, Inc.
418 West Broadway Avenue, Suite C
Farmington, New Mexico
www.capacitybuildersinc.com

Grant Information	
Grant No.	90EE1091
Project Period	9/30/2014 – 9/29/2017
Award Amount	\$600,000

Project Overview:

Capacity Builders, Inc. (CBI) used Community Economic Development funding to implement the Train 10 (T-10) project, an initiative to support 10 individuals annually (30 total) on the Hopi Reservation in New Mexico, one of the most impoverished communities in the country. CBI provided participants in the T-10 project with innovative and proven effective business start-up and growth incubation support, including the creation of marketing materials, customer recruitment, contracting, collections support, and business licensing and tax/accounting assistance. CBI recruited individuals to complete an intensive education, job readiness training, and certification process in the private fitness training and exercise instructor industry. The project resulted in the creation of 30 new full-time jobs for low-income individuals.

Project Outcomes	
Total Jobs Created	30
Low-Income Jobs Created	30
Businesses Created/Expanded	30
Funds Leveraged	\$0



New York

Business Outreach Center Network, Inc.
85 South Oxford Street
Brooklyn, New York
www.bocnet.org

Grant Information	
Grant No.	90EE1060
Project Period	9/30/2013 – 9/29/2017
Award Amount	\$800,000

Project Overview:

Business Outreach Center Network, Inc. used Community Economic Development funding to make an equity investment in two existing businesses—IdleAir in Brooklyn, New York, and Wash Cycle Laundry in Philadelphia, Pennsylvania. The equity investment in IdleAir, a national truck stop electrification business, allowed for the expansion of the business and the creation of additional services at both existing and new truck stop electrification and anti-idling locations. During the first 6 months of employment, new employees received on-the-job training, as well as ongoing retention services thereafter. The expansion also improved the local environment by reducing carbon dioxide, soot, and other harmful emissions each year and by saving thousands of gallons of imported oil. The equity investment in Wash Cycle Laundry, which provides laundry services to businesses throughout Philadelphia, Boston, and Washington D.C., allowed the company to add two additional accounts—the Inn at Penn, a Hilton Hotel, and the Philadelphia Veterans Administration Medical Center. Much of the laundry is transported by bicycle, rather than trucks, to help improve environmental air quality in cities. The project mobilized a network of workforce development partners to facilitate the hiring of 45 low-income individuals to fill the new jobs created by the expansion of IdleAir and Wash Cycle Laundry.

Project Outcomes	
Total Jobs Created	45
Low-Income Jobs Created	45
Businesses Created/Expanded	2
Funds Leveraged	\$5,403,750



North Carolina

Green Opportunities, Inc.
133 Livingston Street, Suite 4
Asheville, North Carolina
www.greenopportunities.org

Grant Information	
Grant No.	90EE1016
Project Period	9/30/2012 – 9/29/2017
Award Amount	\$788,673

Project Overview:

Green Opportunities, Inc. (GO) used Community Economic Development (CED) funding to create three food-related businesses in Asheville, North Carolina. GO created Kitchen Ready Industries (KIR), a social enterprise consisting of a restaurant, catering service, and grab-and-go food business that provides job opportunities and training programs for Asheville residents. The CED funds allowed KIR to purchase a vehicle for a food truck business and a van for catering deliveries. GO also created Gardens United, an urban agriculture enterprise, which promotes community gardening within public housing buildings. The produce grown through Gardens United is then sold at local farmers' markets and restaurants. In addition, GO provided a graduate of its training program within KIR with the capital needed to purchase equipment to launch Ms. P's Cateringz and Delicious Dogz, a food truck and catering business. The project allowed GO to produce, prepare, and sell healthy, locally prepared foods and meals throughout Asheville's riverside communities. The project resulted in the creation of 25 new full-time jobs.

Project Outcomes	
Total Jobs Created	25
Low-Income Jobs Created	6
Businesses Created/Expanded	3
Funds Leveraged	\$424,365



Ohio

Youngstown Neighborhood Development Corporation
201 East Commerce Street
Youngstown, Ohio
www.yndc.org

Grant Information	
Grant No.	90EE1012
Project Period	9/30/2012 – 9/29/2017
Award Amount	\$788,673

Project Overview:

The Youngstown Neighborhood Development Corporation used Community Economic Development funding, in partnership with Common Wealth, Inc. (CWI), to develop the CWI Kitchen Incubator in Youngstown, Ohio. The CWI Kitchen Incubator provides food entrepreneurs with advanced training, business planning, business development assistance, and the necessary infrastructure to support existing food entrepreneurs to grow their businesses and increase production. The incubator allowed for the creation of one new business, Lake to River, an online marketplace for locally grown and produced food, and the expansion of 62 food-related business, including urban oasis food kiosks, farmers' markets, restaurants, and community-supported agriculture programs for locally produced products. The Incubator expanded residents' access to fresh, affordable, and healthy foods and built the skills of local residents to grow, prepare, and consume healthy meals. The project resulted in 77 jobs, 72 of which were filled by low-income individuals.

Project Outcomes	
Total Jobs Created	77
Low-Income Jobs Created	72
Businesses Created/Expanded	63
Funds Leveraged	\$868,687



Oregon

Hacienda Community Development Corporation
6700 Northeast Killingsworth Street
Portland, Oregon
www.haciendacdc.org

Grant Information	
Grant No.	90EE1015
Project Period	9/30/2012 – 9/29/2017
Award Amount	\$788,673

Project Overview:

Hacienda Community Development Corporation (HCDC) used Community Economic Development funding to create Portland Mercado (Mercado), a microenterprise development program offering business expansion services in Portland, Oregon. HCDC partnered with Community Development Financial Institution lending partners, Mercy Corps NW and Micro-Enterprise Services of Oregon, to create loan pools for businesses in the Mercado and provide business incubation and advising services to business start-ups. The Mercado, the first Latino public market in Portland, has retail space for 19 businesses that focus on the diverse food traditions of Latin America, cultural goods such as artisan crafts, and services for the Latino population. The loan fund supported 71 businesses, including restaurants, a beauty salon, butcher shop, bakery, coffee shop, candy store, and other shops that specialize in fresh and healthy food within the Mercado. In total, this project created 83 jobs, 80 of which were filled by low-income individuals.

Project Outcomes	
Total Jobs Created	83
Low-Income Jobs Created	80
Businesses Created/Expanded	71
Funds Leveraged	\$29,240,000



Oregon

Neighborhood Economic Development
Corporation
212 Main Street
Springfield, Oregon
www.nedcocdc.org

Grant Information	
Grant No.	90EE1032
Project Period	9/30/2013 – 9/29/2017
Award Amount	\$400,000

Project Overview:

Neighborhood Economic Development Corporation (NEDCO) used Community Economic Development funding to expand its commercial kitchen, Sprout! Regional Food Hub, in downtown Springfield, Oregon. Funds allowed NEDCO to build out the kitchen, purchase kitchen equipment for the Hub, and fund ongoing operations costs. Through this expansion, the Hub provided business support, incubation services, and direct technical assistance to 16 new businesses and 6 existing businesses in the food and beverage industry. In addition to providing business support, incubation services, and direct technical assistance to business start-ups and expansions, the Sprout! Regional Food Hub has helped make a positive impact on the local economy, increase local food production and consumption, and improve access to healthy, affordable food in downtown Springfield and throughout Lane County, Oregon. The expansion of Sprout! Regional Food Hub resulted in the creation on 66 new full-time jobs for low-income individuals.

Project Outcomes	
Total Jobs Created	66
Low-Income Jobs Created	66
Businesses Created/Expanded	22
Funds Leveraged	\$666,059



Pennsylvania

East Liberty Development, Inc.
6101 Penn Avenue
Pittsburgh, Pennsylvania
www.EastLiberty.org

Grant Information	
Grant No.	90EE0989
Project Period	9/30/2012 – 9/29/2017
Award Amount	\$800,000

Project Overview:

East Liberty Development, Inc. used Community Economic Development funding to provide a loan to develop the Ace Hotel in the East Liberty neighborhood of Pittsburgh, Pennsylvania. The Y Hotel Project included the redevelopment of the long vacant YMCA into a 63-room hotel, operated by Ace Group International. The Ace Hotel, a boutique hotel with a specialty restaurant, coffee bar, specialty retail shops, and event and programming spaces, opened in 2015. The development of the Ace Hotel helped meet the growing hotel demand generated by the University of Pittsburgh Medical Center (UPMC), the UPMC biotech and biomedical centers, UPMC Hillman Cancer Center, other nearby universities, growing hospital systems in Pittsburgh's East End, and area businesses. The project resulted in 45 new full-time jobs in the customer service, culinary, and hospitality industries; 34 of these jobs were filled by low-income individuals.

Project Outcomes	
Total Jobs Created	45
Low-Income Jobs Created	34
Businesses Created/Expanded	1
Funds Leveraged	\$0



Pennsylvania

Hill House Economic Development Corporation
1901 Centre Avenue
Pittsburgh, Pennsylvania
No website.

Grant Information	
Grant No.	90EE1007
Project Period	9/30/2012 – 9/29/2017
Award Amount	\$788,673

Project Overview:

Hill House Economic Development Corporation used Community Economic Development funding for the construction and operation of a 36,000-square-foot, full-service supermarket-anchored retail center in Pittsburgh, Pennsylvania. Ross’s Market, known as Ross’s Centre Avenue Shop ’n Save, is the first full-service grocery store in the Hill District of Pittsburgh in 25 years. Also in the retail center are three smaller storefront businesses: Subway, Dollar Bank, and Crazy Mocha coffee shop. The project provided community residents with employment opportunities, as well as access to healthy, fresh groceries such as produce, meat, seafood, and a delicatessen. The retail center also provides additional food choices and services, such as fax machines for neighborhood residents, which were not previously available to them. In total, 38 new full-time jobs were created for low-income individuals.

Project Outcomes	
Total Jobs Created	38
Low-Income Jobs Created	38
Businesses Created/Expanded	4
Funds Leveraged	\$8,891,484



Pennsylvania

Impact Services Corporation
1952 East Alleghany Avenue
Philadelphia, Pennsylvania
www.impactservices.org

Grant Information	
Grant No.	90EE0983
Project Period	9/30/2011 – 9/29/2017
Award Amount	\$740,402

Project Overview:

Impact Services Corporation used Community Economic Development funding to renovate an underdeveloped space that is contiguous to a top-performing childcare center in Philadelphia, Pennsylvania. The renovation included the construction of an industrial kitchen and food distribution center that serves 30 childcare centers, as well as four classrooms, new offices, and staff training space. The project created temporary construction jobs and permanent, full-time positions in childcare, culinary arts, transportation, management, and janitorial services. The renovation of the kitchen facility has positively impacted the food insecurity problem in Philadelphia's low-income communities by annually producing and distributing more than 2 million meals and more than 1 million snacks that meet U.S. Department of Agriculture nutrition standards while serving 4,500 mostly low-income children 260 days a year. The new classroom space created the ability to serve an additional 60 low-income children in one of Pennsylvania's top-rated childcare centers. The project resulted in 30 new full-time jobs for low-income individuals.

Project Outcomes	
Total Jobs Created	30
Low-Income Jobs Created	30
Businesses Created/Expanded	1
Funds Leveraged	\$5,000,000



Pennsylvania

The Enterprise Center Community Development Corporation
4548 Market Street
Philadelphia, Pennsylvania
www.theenterprisecenter.com

Grant Information	
Grant No.	90EE1029
Project Period	9/30/2013 – 9/29/2017
Award Amount	\$784,853

Project Overview:

The Enterprise Center’s Community Development Corporation (TEC-CDC) used Community Economic Development funding to develop the Philly Restaurant Incubator, which allowed aspiring low-income restaurateurs and mobile food truck operators to test their sit-down restaurant concepts and pilot their businesses in west Philadelphia, Pennsylvania. This project built on TEC-CDC’s existing food development program, the Dorrance H. Hamilton Center for Culinary Enterprises, and provided technical assistance and food acceleration services to businesses participating in the pilot program to allow them to transition into their own retail locations in west Philadelphia commercial corridors to grow their businesses, create jobs, and provide area residents with access to healthy and fresh foods. The incubator created two new restaurants—Atiya Ola Spirit First Foods and Herban Quality Eats. This project also expanded seven food-related businesses. The project created 24 new full-time jobs for low-income individuals.

Project Outcomes	
Total Jobs Created	24
Low-Income Jobs Created	24
Businesses Created/Expanded	9
Funds Leveraged	\$1,267,654



Puerto Rico

Brightwood Development Corporation
11-13 Hampden Street
Springfield, Massachusetts 01103
www.partnersforcommunity.org

Grant Information	
Grant No.	90EE1025
Project Period	9/30/2013 – 9/29/2017
Award Amount	\$800,000

Project Overview:

Brightwood Development Corporation (BDC) used Community Economic Development funding to create the Healthy Foods Value-Added Community Food System (VACFS) to increase access to healthy, affordable, locally produced food in the western and southwestern parts of Puerto Rico. VACFS enhanced BDC's existing Healthy Foods Business Operation by expanding BDC's Seashore Farmers' Market with the inclusion of a semi-mobile fish retail outlet that offers freshly caught seafood and prepared seafood dishes; constructing a greenhouse used as a learning center and production facility; increasing the capacity of its existing warehouse for the distribution of healthy and locally produced foods; and establishing a cross-docking system for increasing the distribution volume in its existing Healthy Foods Distribution and Logistics Center. This project allowed local farmers and fishers the opportunity to connect with local stores to distribute their products and increase sales, thereby spurring business expansion and job creation. This project resulted in the creation of 40 new full-time jobs for low-income individuals.

Project Outcomes	
Total Jobs Created	40
Low-Income Jobs Created	40
Businesses Created/Expanded	4
Funds Leveraged	\$0



Puerto Rico

Corporación Financiamiento Empresarial
Comercio Comunidades
1103 Luis Muñoz Rivera Avenue
San Juan, Puerto Rico
www.lendreams.com

Grant Information	
Grant No.	90EE1014
Project Period	9/30/2012 – 9/29/2017
Award Amount	\$728,750

Project Overview:

The Corporación Financiamiento Empresarial Comercio Comunidades used Community Economic Development funding to create the Women Entrepreneurs' Financial Empowerment Center in rural Puerto Rico. The project consisted of a revolving loan fund and post-loan mentoring services assistance to low-income women entrepreneurs and woman-owned enterprises. The Center provided access to business credit, promoted entrepreneurship among vocational high school and/or university graduates, and offered access to business financing to women who are unemployed, underemployed, and/or displaced. The support from the Women Entrepreneurs' Financial Empowerment Center allowed for the creation of 24 new businesses and the expansion of 7 woman-owned businesses, including beauty salons, spas, restaurants, a car wash, and other food-related businesses. The project resulted in the creation of 38 new full-time jobs for low-income individuals.

Project Outcomes	
Total Jobs Created	38
Low-Income Jobs Created	38
Businesses Created/Expanded	31
Funds Leveraged	\$83,878



Rhode Island

Woonsocket Neighborhood Development Corporation
719 Front Street, Suite 103
Woonsocket, Rhode Island
No website.

Grant Information	
Grant No.	90EE0970
Project Period	9/30/2011 – 9/29/2017
Award Amount	\$379,687

Project Overview:

Woonsocket Neighborhood Development Corporation, d.b.a. NeighborWorks Blackstone River Valley, used Community Economic Development funding to develop real estate for food and childcare businesses through an equity investment in new and existing businesses in a low-income neighborhood in Woonsocket, Rhode Island. The equity investment helped to create Champs Diner, a restaurant with a healthy menu, and an event/kitchen incubator facility, and expand the Connect for Children and Families family center, an existing childcare center. The diner, incubator facility, and childcare center created 17 new full-time jobs for low-income individuals. In addition to the job opportunities, the project brought access to healthy food and affordable childcare to the area.

Project Outcomes	
Total Jobs Created	17
Low-Income Jobs Created	17
Businesses Created/Expanded	3
Funds Leveraged	\$3,550,000



Tennessee

Conéxion Américas
2195 Nolensville Pike
Nashville, Tennessee
www.conexionamericas.org

Grant Information	
Grant No.	90EE0987
Project Period	9/30/2012 – 9/29/2017
Award Amount	\$788,673

Project Overview:

Conéxion Américas used Community Economic Development funding to complete the internal construction and purchase equipment for a commercial kitchen in the Casa Azafran Community Center in south Nashville, Tennessee. The community kitchen assisted 54 community-based food entrepreneurs, primarily women, in preparing healthy and affordable foods for sale to the public and residents of the community. Many of these entrepreneurs were previously cooking and running their businesses from their homes, and the kitchen provided them with a space to operate and expand their businesses. In addition to the community kitchen, eight local nonprofits provided direct services to the community within Casa Azafran, including immigration services, art and music programs, mental health services, and a medical clinic. These businesses created additional employment opportunities for the community residents. Casa Azafran also offered a small business development course for entrepreneurs looking to create a new business or grow their current business. Casa Azafran provided entrepreneurs with the infrastructure and technical assistance required to start and grow their businesses and created 209 new full-time jobs for low-income individuals.

Project Outcomes	
Total Jobs Created	209
Low-Income Jobs Created	209
Businesses Created/Expanded	62
Funds Leveraged	\$6,474,827



Tennessee

The Works, Inc.
1471 Genesis Circle
Memphis, Tennessee
www.theworkscdc.org

Grant Information	
Grant No.	90EE1005
Project Period	9/30/2012 – 9/29/2017
Award Amount	\$788,673

Project Overview:

The Works, Inc. used Community Economic Development funding to create a small neighborhood grocery store, The Grocer, at the South Memphis Farmers Market in south Memphis, Tennessee. The Works purchased equipment and the initial inventory to facilitate the start-up of the store, which provided residents with access to healthy, affordable foods and held a weekly Farmers' Market from May through October that provided local growers with the opportunity to display and sell their goods. The Farmers' Market also offered food education classes through the Cooking Matters curriculum, a 6-week course that provided classes on reading food labels, minimizing waste, preparing healthy meals, and shopping on a budget for a family of four. The grocery store created one new full-time position as a store manager for a low-income individual.

Project Outcomes	
Total Jobs Created	1
Low-Income Jobs Created	1
Businesses Created/Expanded	1
Funds Leveraged	\$748,600



Tennessee

The Works, Inc.
1471 Genesis Circle
Memphis, Tennessee
www.theworkscdc.org

Grant Information	
Grant No.	90EE1092
Project Period	9/30/2014 – 9/29/2017
Award Amount	\$741,000

Project Overview:

The Works, Inc. used Community Economic Development funding to provide a loan for the expansion of Cash Saver, an existing, locally owned grocery store, which is part of a company that operates four grocery stores in Memphis, Tennessee. The loan allowed the store owner to purchase a new refrigerator and shelving for the store, which resulted in increased sales and allowed for the hiring of additional employees. The grocery store created 40 new full-time jobs in food services, customer service, cleaning/janitorial support, marketing, administrative support, and general management. Thirty-nine of these jobs were filled by low-income individuals.

Project Outcomes	
Total Jobs Created	40
Low-Income Jobs Created	39
Businesses Created/Expanded	1
Funds Leveraged	\$232,449



Virginia

ABC Community Empowerment, Inc.
Community Development Corporation
3301 Colley Avenue
Norfolk, Virginia
www.abyssiniachurch.org

Grant Information	
Grant No.	90EE0994
Project Period	9/30/2012 – 9/29/2017
Award Amount	\$728,750

Project Overview:

ABC Community Empowerment, Inc. (ABC-CDC) used Community Economic Development (CED) funding to develop four residential houses into “Angel Homes” to provide residential and daycare services for intellectually and developmentally disabled individuals in Norfolk, Virginia. CED funds were used to finance the renovation of four homes purchased and leased by ABC-CDC and bring them up to State residential and daycare standards. The Angel Homes were developed into assisted living facilities that provide services in adult daily living and assist with transitioning back into the community from State-operated institutions. The project created 30 new full-time jobs for low-income individuals as residential aides, certified nurses’ assistants, cooks, and other supportive staff positions.

Project Outcomes	
Total Jobs Created	30
Low-Income Jobs Created	30
Businesses Created/Expanded	1
Funds Leveraged	\$637,890



Virginia

People Incorporated of Virginia
1173 West Main Street
Abingdon, Virginia
www.peopleinc.net

Grant Information	
Grant No.	90EE1004
Project Period	9/30/2012 – 9/29/2017
Award Amount	\$728,750

Project Overview:

People Incorporated of Virginia (People Incorporated) used Community Economic Development funding to provide a loan to the Community Action Financial Institution (CAFI), an emerging Community Development Financial Institution (CDFI). People Incorporated partners with national community action agencies to provide microlending to small businesses without access to affordable capital from traditional lenders. The purpose of the loan was to establish CAFI and hire staff to deploy loan funds to community action agencies throughout the country, which in turn lend the money to eligible small businesses. CAFI used the loan from People Incorporated to provide capital to Access Plus Capital, formerly the Fresno CDFI, a small business loan fund in Fresno, California, whose mission is to grow businesses and jobs. Access Plus Capital used the capital from CAFI funds to create two additional offices and hire two additional staff members to deploy these funds to eligible small businesses.

Project Outcomes	
Total Jobs Created	2
Low-Income Jobs Created	2
Businesses Created/Expanded	1
Funds Leveraged	\$0



Washington

Ventures
2100 24th Avenue South, Suite 380
Seattle, Washington
www.venturesnonprofit.org

Grant Information	
Grant No.	90EE1063
Project Period	9/30/2014 – 9/29/2017
Award Amount	\$730,557

Project Overview:

Ventures, previously known as Washington CASH, used Community Economic Development funding to develop its Food Business Accelerator Project (F-BAP) in Seattle, Washington. Through this effort, Ventures offered business development services to 23 food-based businesses, such as restaurants, food trucks, catering businesses, and packaged food wholesale businesses. These services included access to low-interest microloans, an affordable commercial kitchen space, a distribution outlet for packaged products, and an incubation food truck. F-BAP also provided specialized technical assistance around food business licensing, health department permitting, retail incubation services, marketing, sales, bookkeeping, business finances, and operations. F-BAP create 26 new full-time jobs in the community, 20 of which were filled by low-income individuals.

Project Outcomes	
Total Jobs Created	26
Low-Income Jobs Created	20
Businesses Created/Expanded	23
Funds Leveraged	\$537,000



West Virginia

Community Resources, Inc.
133 Rosemar Road, Suite 101
Parkersburg, West Virginia
www.cricap.org

Grant Information	
Grant No.	90EE1087
Project Period	9/30/2014 – 9/29/2017
Award Amount	\$150,000

Project Overview:

Community Resources, Inc. used Community Economic Development (CED) funding to create MerMaid Cleaners, a home and office cleaning business in Wood County, West Virginia. CED funds were used to assist with the initial start-up of the business, including paying employees, marketing the business, and purchasing supplies. MerMaid Cleaners provides cleaning services to residential and commercial clients throughout 11 counties in West Virginia and has created 8 new full-time jobs—1 crew leader and 7 crew member positions filled by low-income individuals. The employees in these positions were female single parents in need of meaningful employment to achieve self-sufficiency.

Project Outcomes	
Total Jobs Created	8
Low-Income Jobs Created	7
Businesses Created/Expanded	1
Funds Leveraged	\$0



Wisconsin

Impact Seven, Inc.
147 Lake Almena Drive
Almena, Wisconsin
www.impactseven.org

Grant Information	
Grant No.	90EE1010
Project Period	9/30/2012 – 9/29/2017
Award Amount	\$766,016

Project Overview:

Impact Seven, Inc. (I-7) used Community Economic Development funding to partner with area lenders to fund the expansion of Exodus Machines, a major employer in Superior, Wisconsin. Exodus Machines produces wheeled material handlers for the scrap and recycling industry. To facilitate this expansion, I-7 acquired a 2.88-acre lot to build a 60,000-square-foot building addition to further expand Exodus and increase production. In addition, I-7 partnered with Caterpillar, a local distributor, to market and distribute products through its distribution network. This expansion created 77 new full-time jobs in welding, machining, assembly, engineering, purchasing, manufacturing supervision, and office operations.

Project Outcomes	
Total Jobs Created	77
Low-Income Jobs Created	34
Businesses Created/Expanded	1
Funds Leveraged	\$34,276,859



Wisconsin

Northwest Side Community Development Corporation
4201 North 27th Street
Milwaukee, Wisconsin
www.nwscdc.org

Grant Information	
Grant No.	90EE1071
Project Period	9/30/2014 – 9/29/2017
Award Amount	\$741,000

Project Overview:

Northwest Side Community Development Corporation used Community Economic Development funding to provide a loan to support the 102,000-square-foot expansion of HellermannTyton, located in the Good Hope Industrial Corridor in Milwaukee, Wisconsin. HellermannTyton is a British-registered global manufacturer of systems, products, and solutions to better manage and identify wire, cable, and components. Their North American headquarters, which were established in Milwaukee, presented a unique opportunity to expand their international business and create job opportunities in the Good Hope Industrial Corridor. The loan allowed HellermannTyton to purchase new equipment, including electric press machines. The expansion created 98 new full-time jobs in the manufacturing and technical sector.

Project Outcomes	
Total Jobs Created	98
Low-Income Jobs Created	54
Businesses Created/Expanded	1
Funds Leveraged	\$18,541,000



Appendix B: Project Descriptions for RCD Grants in Progress in FY 2017

This section includes individual project descriptions for Rural Community Development grants in progress in fiscal year 2017. Information provided for each project includes basic grant information, a description of the project, and a summary of key outcomes achieved. It is organized by grant number with Regional Training and Technical Assistance grantees listed first, followed by Tribal Training and Technical Assistance grantees.



Regional Training and Technical Assistance

Communities Unlimited, Inc.
3 East Colt Square
Fayetteville, Arkansas
www.communitiesu.org

Grant Information	
Grant No.	90EF0076
Award Amount	\$1,029,921

Project Overview:

Communities Unlimited, Inc. used Rural Community Development funding to assist low-income communities in developing and preserving affordable community water and wastewater facilities and improving local capacity and leadership in rural communities. Communities Unlimited provided direct onsite assistance to rural communities by providing information, conducting group training, and providing direct, short-term loans for facility improvements.

Project Outcomes	
Individuals Served	374,544
Communities Served	141
Trainings Conducted	75
Training Attendees	982
Funds Leveraged	\$54,360,449



Regional Training and Technical Assistance

Southeast Rural Community Assistance Project, Inc.
347 Campbell Avenue
Roanoke, Virginia
www.sercap.org

Grant Information	
Grant No.	90EF0077
Award Amount	\$1,029,921

Project Overview:

Southeast Rural Community Assistance Project, Inc. used Rural Community Development funding to provide training and technical assistance to low-income rural communities in addressing water, wastewater, environmental, housing, and economic development issues. The training and technical assistance focused on rural leadership development, water and wastewater management, and operational troubleshooting for water and wastewater facilities.

Project Outcomes	
Individuals Served	237,160
Communities Served	86
Trainings Conducted	22
Training Attendees	214
Funds Leveraged	\$4,490,144



Regional Training and Technical Assistance

Midwest Assistance Program
212 Lady Slipper Avenue, NE
P.O. Box 81
New Prague, Minnesota
www.map-inc.org

Grant Information	
Grant No.	90EF0078
Award Amount	\$1,029,921

Project Overview:

Midwest Assistance Program, Inc. (MAP) used Rural Community Development funding to provide onsite technical, managerial, and financial assistance to rural communities. Low-cost financing was offered to these communities through a revolving loan fund. These loans were up to 10 years in length and were used for either pre-development expenses on large water or wastewater projects or short-term water or wastewater capital improvements. In addition to the loan fund, MAP continued publishing its newsletter, *Source*, which serves as an important vehicle for disseminating information to water and sewer system operators, community leaders, and others involved in sustaining rural communities.

Project Outcomes	
Individuals Served	100,940
Communities Served	125
Trainings Conducted	94
Training Attendees	1,449
Funds Leveraged	\$10,569,872



Regional Training and Technical Assistance

RCAP Solutions, Inc.
205 School Street
P.O. Box 159
Gardner, Massachusetts
www.rcapsolutions.org

Grant Information	
Grant No.	90EF0079
Award Amount	\$1,029,921

Project Overview:

RCAP Solutions, Inc. used Rural Community Development funding to provide onsite, individualized training and technical assistance to rural communities to meet their water supply and wastewater needs. RCAP Solutions helped local leaders address concerns regarding sustainable community development. In addition, they helped plan and expedite facilities' improvements by leveraging additional funding. RCAP Solutions also focused on homeland security efforts for water systems and providing assistance for often neglected minority groups.

Project Outcomes	
Individuals Served	13,501
Communities Served	22
Trainings Conducted	54
Training Attendees	850
Funds Leveraged	\$5,599,402



Regional Training and Technical Assistance

Rural Community Assistance Corporation
3120 Freeboard Drive, Suite 201
West Sacramento, California
www.rcac.org

Grant Information	
Grant No.	90EF0080
Award Amount	\$1,029,921

Project Overview:

Rural Community Assistance Corporation (RCAC) used Rural Community Development funding to provide training and technical assistance, networking, and financing of water and wastewater system development to rural communities. Through technical assistance to these communities, RCAC built the managerial and financial capacity of these small communities to build and maintain sustainable water and wastewater infrastructure.

Project Outcomes	
Individuals Served	283,496
Communities Served	59
Trainings Conducted	7
Training Attendees	92
Funds Leveraged	\$2,004,000



Regional Training and Technical Assistance

WSOS Community Action Commission, Inc.
P.O. Box 590
Fremont, Ohio
www.glcap.org/

Grant Information	
Grant No.	90EF0082
Award Amount	\$1,029,922

Project Overview:

WSOS Community Action Commission, Inc. used Rural Community Development funding to build the technical, managerial, and financial capacity of small, rural communities. WSOS developed manuals for these communities on topics such as water loss and leak detection, operations and maintenance, ordinances, bookkeeping, and billing systems. In addition, WSOS aided in the preparation of vulnerability assessments and emergency plans as they related to homeland security efforts for water and wastewater facilities.

Project Outcomes	
Individuals Served	232,084
Communities Served	147
Trainings Conducted	22
Training Attendees	384
Funds Leveraged	\$13,517,134



Tribal Training and Technical Assistance

United South and Eastern Tribes, Inc.
711 Stewarts Ferry Pike, Suite 100
Nashville, Tennessee
www.usetinc.org

Grant Information	
Grant No.	90EF0081
Award Amount	\$281,369

Project Overview:

United South and Eastern Tribes, Inc. (USET) used Rural Community Development funding to create a water and wastewater certification and training and technical assistance program to assist member tribes in developing, operating, and sustaining efficient and safe water and wastewater facilities. This program helped member tribes achieve and maintain compliance with the Safe Drinking Water Act, Clean Water Act, and other applicable state and tribal regulations. In addition, USET utilized its staff expertise to assist member tribes in building their technical, managerial, and financial capacity through training, technical assistance, and tribe-to-tribe peer assistance activities.

Project Outcomes	
Individuals Served	40,745
Communities Served	30
Trainings Conducted	20
Training Attendees	40



Tribal Training and Technical Assistance

Inter Tribal Council of Arizona, Inc.
2214 North Central Avenue, Suite 100
Phoenix, Arizona
www.itcaonline.com

Grant Information	
Grant No.	90EF0083
Award Amount	\$776,010

Project Overview:

Inter Tribal Council of Arizona, Inc. (Inter Tribal) used Rural Community Development grant funds to carry out the following project, *Increasing Tribal Capacity for Sustainable Safe Drinking Water & Sanitation Through the Tribal Water Operator Certification Program and Site-Specific Technical Assistance Services*. The project consisted of three primary objectives: (1) meeting and addressing the needs for tribal water and wastewater operator certification, (2) tribal capacity building and technical assistance, and (3) the promotion of water-related professionals in tribal communities. Inter Tribal also provided a program to further water system operators' competency in the production, treatment, and distribution of safe drinking water for public consumption, as well as the collection and treatment of wastewater.

Project Outcomes	
Individuals Served	597,919
Communities Served	110
Trainings Conducted	38
Training Attendees	726



Appendix C: CED Project Outcomes by State as of FY 2017

The table that follows includes aggregate project outcome data by state. In fiscal year (FY) 2017, there were 15 states or territories without active projects. Applicants proposing projects in one of these states or territories in FY 2018 are eligible to receive bonus points for their application. The Office of Community Services awards such points annually in an effort to ensure that the Community Economic Development program serves communities in every state and territory.

	No. of Grants	Grant Funds Awarded	Businesses Created or Expanded	Total Full-Time Jobs Created for Individuals with Low Incomes	Funds Leveraged
Alabama					
New Grant Awards	0	\$0	n/a	n/a	n/a
Grants in Progress	0	\$0	0	0	\$0
Completed Grants	0	\$0	0	0	\$0
Total	0	\$0	0	0	\$0
Alaska					
New Grant Awards	0	\$0	n/a	n/a	n/a
Grants in Progress	0	\$0	0	0	\$0
Completed Grants	1	\$230,674	1	22	\$0
Total	1	\$230,674	1	22	\$0
Arizona					
New Grant Awards	0	\$0	n/a	n/a	n/a
Grants in Progress	3	\$2,100,000	22	23	\$5,900,647
Completed Grants	3	\$2,269,670	11	44	\$10,207,680
Total	6	\$4,369,670	33	67	\$16,108,327



	No. of Grants	Grant Funds Awarded	Businesses Created or Expanded	Total Full-Time Jobs Created for Individuals with Low Incomes	Funds Leveraged
Arkansas					
New Grant Awards	0	\$0	n/a	n/a	n/a
Grants in Progress	0	\$0	0	0	\$0
Completed Grants	0	\$0	0	0	\$0
Total	0	\$0	0	0	\$0
California					
New Grant Awards	5	\$3,611,200	n/a	n/a	n/a
Grants in Progress	19	\$13,076,230	79	206	\$30,032,971
Completed Grants	3	\$2,359,374	21	103	\$5,579,372
Total	27	\$19,046,804	100	309	\$35,612,343
Colorado					
New Grant Awards	0	\$0	n/a	n/a	n/a
Grants in Progress	0	\$0	0	0	\$0
Completed Grants	0	\$0	0	0	\$0
Total	0	\$0	0	0	\$0
Connecticut					
New Grant Awards	0	\$0	n/a	n/a	n/a
Grants in Progress	2	\$1,600,000	1	1	\$31,599,627
Completed Grants	0	\$0	0	0	\$0
Total	2	\$1,600,000	1	1	\$31,599,627



	No. of Grants	Grant Funds Awarded	Businesses Created or Expanded	Total Full-Time Jobs Created for Individuals with Low Incomes	Funds Leveraged
Delaware					
New Grant Awards	0	\$0	n/a	n/a	n/a
Grants in Progress	0	\$0	0	0	\$0
Completed Grants	1	\$160,000	1	6	\$240,000
Total	1	\$160,000	1	6	\$240,000
District of Columbia					
New Grant Awards	0	\$0	n/a	n/a	n/a
Grants in Progress	2	\$1,128,750	1	0	\$0
Completed Grants	0	\$0	0	0	\$0
Total	2	\$1,128,750	1	0	\$0
Florida					
New Grant Awards	1	\$780,800	n/a	n/a	n/a
Grants in Progress	3	\$2,269,750	14	24	\$2,544,238
Completed Grants	2	\$1,488,124	36	54	\$3,348,822
Total	6	\$4,538,674	50	78	\$5,893,060
Georgia					
New Grant Awards	0	\$0	n/a	n/a	n/a
Grants in Progress	0	\$0	0	0	\$0
Completed Grants	0	\$0	0	0	\$0
Total	0	\$0	0	0	\$0



	No. of Grants	Grant Funds Awarded	Businesses Created or Expanded	Total Full-Time Jobs Created for Individuals with Low Incomes	Funds Leveraged
Guam					
New Grant Awards	0	\$0	n/a	n/a	n/a
Grants in Progress	0	\$0	0	0	\$0
Completed Grants	0	\$0	0	0	\$0
Total	0	\$0	0	0	\$0
Hawaii					
New Grant Awards	0	\$0	n/a	n/a	n/a
Grants in Progress	2	\$1,518,480	61	97	\$676,485
Completed Grants	0	\$0	0	0	\$0
Total	2	\$1,518,480	61	97	\$676,485
Idaho					
New Grant Awards	0	\$0	n/a	n/a	n/a
Grants in Progress	0	\$0	0	0	\$0
Completed Grants	0	\$0	0	0	\$0
Total	0	\$0	0	0	\$0
Illinois					
New Grant Awards	0	\$0	n/a	n/a	n/a
Grants in Progress	2	\$1,100,000	3	42	\$2,654,030
Completed Grants	0	\$0	0	0	\$0
Total	2	\$1,100,000	3	42	\$2,654,030



	No. of Grants	Grant Funds Awarded	Businesses Created or Expanded	Total Full-Time Jobs Created for Individuals with Low Incomes	Funds Leveraged
Indiana					
New Grant Awards	1	\$780,800	n/a	n/a	n/a
Grants in Progress	6	\$4,729,050	7	498	\$15,132,572
Completed Grants	3	\$2,188,188	16	57	\$33,408,447
Total	10	\$7,698,038	23	555	\$48,541,019
Iowa					
New Grant Awards	0	\$0	n/a	n/a	n/a
Grants in Progress	0	\$0	0	0	\$0
Completed Grants	1	\$600,000	4	24	\$214,222
Total	1	\$600,000	4	24	\$214,222
Kansas					
New Grant Awards	1	\$780,800	n/a	n/a	n/a
Grants in Progress	3	\$1,847,655	1	13	\$5,000,074
Completed Grants	0	\$0	0	0	\$0
Total	4	\$2,628,455	1	13	\$5,000,074
Kentucky					
New Grant Awards	1	\$780,800	n/a	n/a	n/a
Grants in Progress	4	\$3,200,000	3	161	\$4,618,508
Completed Grants	2	\$1,485,309	2	220	\$4,117,891
Total	7	\$5,466,109	5	381	\$8,736,399



	No. of Grants	Grant Funds Awarded	Businesses Created or Expanded	Total Full-Time Jobs Created for Individuals with Low Incomes	Funds Leveraged
Louisiana					
New Grant Awards	0	\$0	n/a	n/a	n/a
Grants in Progress	1	\$741,000	0	0	\$25,100,000
Completed Grants	1	\$400,000	10	7	\$1,672,247
Total	2	\$1,141,000	10	7	\$26,772,247
Maine					
New Grant Awards	0	\$0	n/a	n/a	n/a
Grants in Progress	2	\$1,560,000	4	7	\$612,500
Completed Grants	1	\$800,000	2	29	\$4,954,800
Total	3	\$2,360,000	6	36	\$5,567,300
Maryland					
New Grant Awards	0	\$0	n/a	n/a	n/a
Grants in Progress	4	\$3,000,000	4	69	\$5,955,290
Completed Grants	0	\$0	0	0	\$0
Total	4	\$3,000,000	4	69	\$5,955,290
Massachusetts					
New Grant Awards	1	\$488,000	n/a	n/a	n/a
Grants in Progress	3	\$1,999,698	14	32	\$1,060,000
Completed Grants	6	\$4,706,096	88	361	\$46,754,969
Total	10	\$7,193,794	102	393	\$47,814,969



	No. of Grants	Grant Funds Awarded	Businesses Created or Expanded	Total Full-Time Jobs Created for Individuals with Low Incomes	Funds Leveraged
Michigan					
New Grant Awards	0	\$0	n/a	n/a	n/a
Grants in Progress	3	\$1,550,000	52	16	\$1,207,605
Completed Grants	1	\$800,000	26	49	\$3,056,925
Total	4	\$2,350,000	78	65	\$4,264,530
Minnesota					
New Grant Awards	2	\$1,268,800	n/a	n/a	n/a
Grants in Progress	5	\$3,810,520	13	96	\$50,621,118
Completed Grants	1	\$655,129	1	11	\$1,109,092
Total	8	\$5,734,449	14	107	\$51,730,210
Mississippi					
New Grant Awards	0	\$0	n/a	n/a	n/a
Grants in Progress	0	\$0	0	0	\$0
Completed Grants	0	\$0	0	0	\$0
Total	0	\$0	0	0	\$0
Missouri					
New Grant Awards	2	\$1,093,120	n/a	n/a	n/a
Grants in Progress	1	\$555,551	1	28	\$320,274
Completed Grants	2	\$640,000	21	28	\$154,750
Total	5	\$2,288,671	22	56	\$475,024



	No. of Grants	Grant Funds Awarded	Businesses Created or Expanded	Total Full-Time Jobs Created for Individuals with Low Incomes	Funds Leveraged
Montana					
New Grant Awards	1	\$779,678	n/a	n/a	n/a
Grants in Progress	5	\$3,443,337	20	98	\$52,100,037
Completed Grants	0	\$0	0	0	\$0
Total	6	\$4,223,015	20	98	\$52,100,037
Nebraska					
New Grant Awards	1	\$780,800	n/a	n/a	n/a
Grants in Progress	3	\$2,400,000	16	28	\$4,974,307
Completed Grants	0	\$0	0	0	\$0
Total	4	\$3,180,800	16	28	\$4,974,307
Nevada					
New Grant Awards	0	\$0	n/a	n/a	n/a
Grants in Progress	0	\$0	0	0	\$0
Completed Grants	0	\$0	0	0	\$0
Total	0	\$0	0	0	\$0
New Hampshire					
New Grant Awards	0	\$0	n/a	n/a	n/a
Grants in Progress	0	\$0	0	0	\$0
Completed Grants	0	\$0	0	0	\$0
Total	0	\$0	0	0	\$0



	No. of Grants	Grant Funds Awarded	Businesses Created or Expanded	Total Full-Time Jobs Created for Individuals with Low Incomes	Funds Leveraged
New Jersey					
New Grant Awards	0	\$0	n/a	n/a	n/a
Grants in Progress	0	\$0	0	0	\$0
Completed Grants	0	\$0	0	0	\$0
Total	0	\$0	0	0	\$0
New Mexico					
New Grant Awards	0	\$0	n/a	n/a	n/a
Grants in Progress	3	\$2,398,280	10	32	\$19,943,463
Completed Grants	1	\$600,000	30	30	\$0
Total	4	\$2,998,280	40	62	\$19,943,463
New York					
New Grant Awards	0	\$0	n/a	n/a	n/a
Grants in Progress	5	\$2,796,269	5	33	\$28,992,529
Completed Grants	1	\$800,000	2	45	\$5,403,750
Total	6	\$3,596,269	7	78	\$34,396,279
North Carolina					
New Grant Awards	0	\$0	n/a	n/a	n/a
Grants in Progress	3	\$2,400,000	1	3	\$656,000
Completed Grants	1	\$788,673	3	6	\$424,365
Total	4	\$3,188,673	4	9	\$1,080,365



	No. of Grants	Grant Funds Awarded	Businesses Created or Expanded	Total Full-Time Jobs Created for Individuals with Low Incomes	Funds Leveraged
North Dakota					
New Grant Awards	0	\$0	n/a	n/a	n/a
Grants in Progress	0	\$0	0	0	\$0
Completed Grants	0	\$0	0	0	\$0
Total	0	\$0	0	0	\$0
Ohio					
New Grant Awards	1	\$780,800	n/a	n/a	n/a
Grants in Progress	9	\$6,069,699	66	107	\$6,552,673
Completed Grants	1	\$788,673	63	72	\$868,687
Total	11	\$7,639,172	129	179	\$7,421,360
Oklahoma					
New Grant Awards	0	\$0	n/a	n/a	n/a
Grants in Progress	1	\$500,000	1	0	\$0
Completed Grants	0	\$0	0	0	\$0
Total	1	\$500,000	1	0	\$0
Oregon					
New Grant Awards	0	\$0	n/a	n/a	n/a
Grants in Progress	0	\$0	0	0	\$0
Completed Grants	2	\$1,188,673	93	146	\$29,906,059
Total	2	\$1,188,673	93	146	\$29,906,059



	No. of Grants	Grant Funds Awarded	Businesses Created or Expanded	Total Full-Time Jobs Created for Individuals with Low Incomes	Funds Leveraged
Pennsylvania					
New Grant Awards	1	\$780,800	n/a	n/a	n/a
Grants in Progress	8	\$5,390,467	141	131	\$112,264,815
Completed Grants	4	\$3,113,928	15	126	\$15,159,138
Total	13	\$9,285,195	156	257	\$127,423,953
Puerto Rico					
New Grant Awards	1	\$585,600	n/a	n/a	n/a
Grants in Progress	0	\$0	0	0	\$0
Completed Grants	1	\$728,750	31	38	\$83,878
Total	2	\$1,314,350	31	38	\$83,878
Rhode Island					
New Grant Awards	0	\$0	n/a	n/a	n/a
Grants in Progress	0	\$0	0	0	\$0
Completed Grants	1	\$379,687	3	17	\$3,550,000
Total	1	\$379,687	3	17	\$3,550,000
South Carolina					
New Grant Awards	1	\$780,800	n/a	n/a	n/a
Grants in Progress	1	\$800,000	1	24	\$17,809,400
Completed Grants	0	\$0	0	0	\$0
Total	2	\$1,580,800	1	24	\$17,809,400



	No. of Grants	Grant Funds Awarded	Businesses Created or Expanded	Total Full-Time Jobs Created for Individuals with Low Incomes	Funds Leveraged
South Dakota					
New Grant Awards	1	\$780,800	n/a	n/a	n/a
Grants in Progress	0	\$0	0	0	\$0
Completed Grants	0	\$0	0	0	\$0
Total	1	\$780,800	0	0	\$0
Tennessee					
New Grant Awards	0	\$0	n/a	n/a	n/a
Grants in Progress	1	\$800,000	1	10	\$717,983
Completed Grants	3	\$2,318,346	64	249	\$7,455,876
Total	4	\$3,118,346	65	259	\$8,173,859
Texas					
New Grant Awards	2	\$942,816	n/a	n/a	n/a
Grants in Progress	1	\$740,998	3	41	\$19,023,000
Completed Grants	0	\$0	0	0	\$0
Total	3	\$1,683,814	3	41	\$19,023,000
Utah					
New Grant Awards	0	\$0	n/a	n/a	n/a
Grants in Progress	0	\$0	0	0	\$0
Completed Grants	0	\$0	0	0	\$0
Total	0	\$0	0	0	\$0



	No. of Grants	Grant Funds Awarded	Businesses Created or Expanded	Total Full-Time Jobs Created for Individuals with Low Incomes	Funds Leveraged
Vermont					
New Grant Awards	0	\$0	n/a	n/a	n/a
Grants in Progress	0	\$0	0	0	\$0
Completed Grants	0	\$0	0	0	\$0
Total	0	\$0	0	0	\$0
Virgin Islands					
New Grant Awards	0	\$0	n/a	n/a	n/a
Grants in Progress	0	\$0	0	0	\$0
Completed Grants	0	\$0	0	0	\$0
Total	0	\$0	0	0	\$0
Virginia					
New Grant Awards	0	\$0	n/a	n/a	n/a
Grants in Progress	0	\$0	0	0	\$0
Completed Grants	2	\$1,457,500	2	32	\$637,890
Total	2	\$1,457,500	2	32	\$637,890
Washington					
New Grant Awards	0	\$0	n/a	n/a	n/a
Grants in Progress	2	\$1,393,973	42	28	\$345,000
Completed Grants	1	\$730,557	23	20	\$537,000
Total	3	\$2,124,530	65	48	\$882,000



	No. of Grants	Grant Funds Awarded	Businesses Created or Expanded	Total Full-Time Jobs Created for Individuals with Low Incomes	Funds Leveraged
West Virginia					
New Grant Awards	1	\$780,800	n/a	n/a	n/a
Grants in Progress	3	\$2,400,000	11	49	\$4,364,500
Completed Grants	1	\$150,000	1	7	\$0
Total	5	\$3,330,800	12	56	\$4,364,500
Wisconsin					
New Grant Awards	1	\$780,800	n/a	n/a	n/a
Grants in Progress	8	\$5,696,875	14	63	\$32,815,690
Completed Grants	2	\$1,507,016	2	88	\$52,817,859
Total	11	\$7,984,691	16	151	\$85,633,549
Wyoming					
New Grant Awards	0	\$0	n/a	n/a	n/a
Grants in Progress	0	\$0	0	0	\$0
Completed Grants	0	\$0	0	0	\$0
Total	0	\$0	0	0	\$0
Totals					
New Grant Awards	25	\$17,358,014	n/a	n/a	n/a
Grants in Progress	118	\$83,016,582	612	1,960	\$483,595,336
Completed Grants	49	\$33,334,367	572	1,891	\$231,663,719
Grand Total	192	\$133,708,963	1,184	3,851	\$715,259,055

