









Key Data from the Assets for Independence (AFI) Program Report to Congress for Federal Fiscal Year (FY) 2014

The full FY 2014 AFI Report to Congress is available at <http://www.acf.hhs.gov/ocs/resource/afi-15th-report-to-congress-fy-2014>. The FY 2014 column represents only activity occurring during that federal fiscal year, while data in the All Time column represents the cumulative totals since AFI program inception (FY 1999 through FY 2014). Note that data below do not include the grants awarded to the statewide projects in Indiana and Pennsylvania.

	FY 2014	ALL TIME
 IDAs opened	7,256	98,295
 Earned income deposited by IDA holders	\$8.9 MILLION	\$100 MILLION
 IDA holders that made a matched withdrawal for a first home	1,467	15,480
 IDA holders that made a matched withdrawal for business	1,118	12,570
 IDA holders that made a matched withdrawal for education	2,484	16,726
 Total IDA holder earned income deposits withdrawn for these three asset purchases	\$6.2 MILLION	\$57.4 MILLION
 Total AFI grant funds spent for these three asset purchases	\$7.9 MILLION	\$65.9 MILLION
 Total non-federal cash spent for these three asset purchases	\$8.6 MILLION	\$73.2 MILLION