



American Indian and
Alaska Native
family and child experiences survey



The American Indian and Alaska Native Head Start Family and Child Experiences Survey: Study Progress and Selected Findings from the First National Study of Tribal Head Start Programs

September 2016

Lizabeth Malone • Jerry West • Michelle Sarche • Jacki Haight

Audio: 800-356-8278, code: 358335#

Before we get started

-  During the webinar we will place all callers on mute
- Please be sure to save your questions for the end when we open the line
- When the line is open, mute & unmute by using 4*
-  Please silence cell phones
- Webinar recording will be available

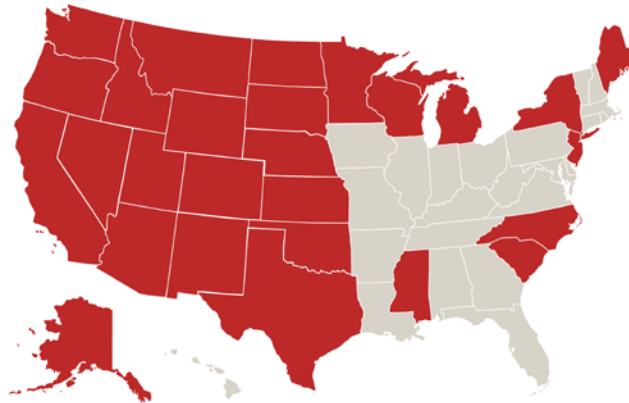
Welcome from Office of Head Start



Angie Godfrey
Regional Program Manager
Office of Head Start – Region XI

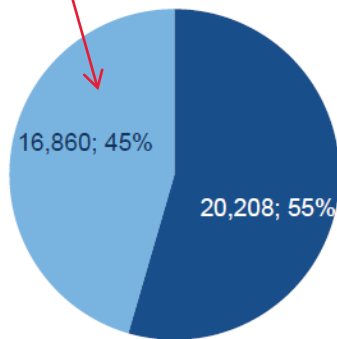
Region XI Head Start: Location & Population Served

States with Region XI Head Start Programs



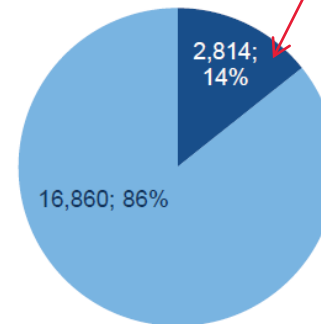
Region XI serves half of the
AI/AN children in Head Start

37,068 AI/AN Children Served by
Regions I-XI Head Start in 2014-2015




Region XI also serves some
non-AI/AN children

19,674 AI/AN and Non-AI/AN Children
Served by Region XI Head Start in 2014-2015



Source: Head Start Program Information Report

Presenters



Drs. Lizabeth Malone and Jerry West
Mathematica Policy Research



Ms. Jacki Haight
Port Gamble S'Klallam Tribe Head Start



Dr. Michelle Sarche
University of Colorado, Tribal Early Childhood Research Center

Goals for Today

- **Brief overview of FACES and planning for AI/AN FACES**
- **Description of the AI/AN FACES study**
- **Highlight of some initial AI/AN FACES findings**
- **Reflection on AI/AN FACES by Region XI Head Start director**
- **Preview of what's next**



Dr. Michelle Sarche

Planning for AI/AN FACES



The Head Start Family and Child Experiences Survey (FACES)

- **Since 1997, FACES has been a regular source of nationally-representative data on Head Start programs, centers, classrooms, children, and families**
- **With these data, FACES offers a picture of:**
 - **Head Start children's school readiness**
 - Health and physical development
 - Cognitive development
 - Social emotional development
 - **Head Start program performance**
 - Quality
 - Child/family outcomes
- **FACES data are used to:**
 - **Track changes over time in the Head Start population, services, quality, and outcomes**
 - **Identify ways to improve Head Start services**

Historically, Region XI Head Start programs have not been included in FACES

- **Reasons**

- Tribal concerns about research
- Unique protocols for research involving sovereign tribal nations
- Resource-intensive nature of planning and implementing study according to best tribal practices

- **As a result**

- National descriptions of Head Start do not include the experiences of Region XI programs, children, and families
- Region XI lacks important national-level data on the children and families they serve – without which they are at disadvantage for knowing the needs of children and families or how best to meet those needs



The American Indian and Alaska Native FACES Workgroup



**Region XI
Head Start
Directors**

**Tribal Early
Childhood
Researchers**

**AI/AN
FACES
Workgroup**

**ACF
Federal Staff**

**Study
Research
Organization**



Dr. Jerry West

What Does a Study of Region XI Head Start Look Like?

Purposes

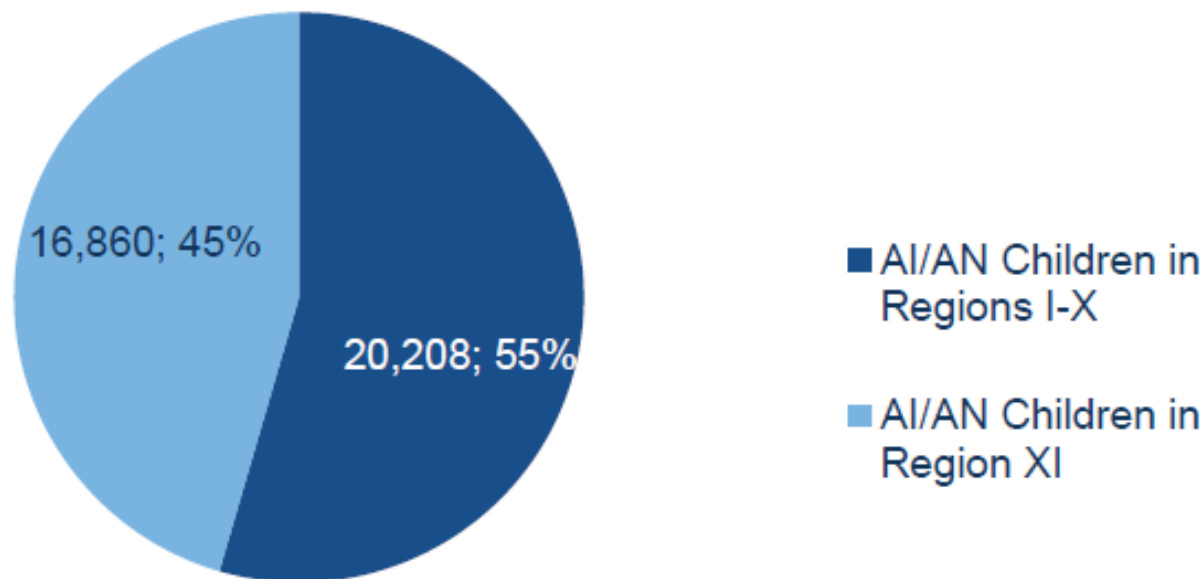
- **AI/AN FACES will inform policies and practices that address the needs of Region XI children and families**
- **It will serve as a rich source of data about Region XI children and families:**
 - **Demographic characteristics and home environments of children and families served by Region XI Head Start**
 - **Strengths and needs of the children and families**
 - **School readiness skills of Region XI children**
 - **Characteristics of Region XI children's Head Start experiences and home life that are associated with better child outcomes**

Study Features

- **Source for national data on Region XI Head Start**
- **Not a study of any one program or any one tribal community**
- **Purpose is primarily descriptive, not meant as a study of the effectiveness of Region XI programs**
- **Data are collected from: children, parents, teachers, program and center directors, classroom observations**

Includes Only AI/AN Children Served in Region XI Head Start

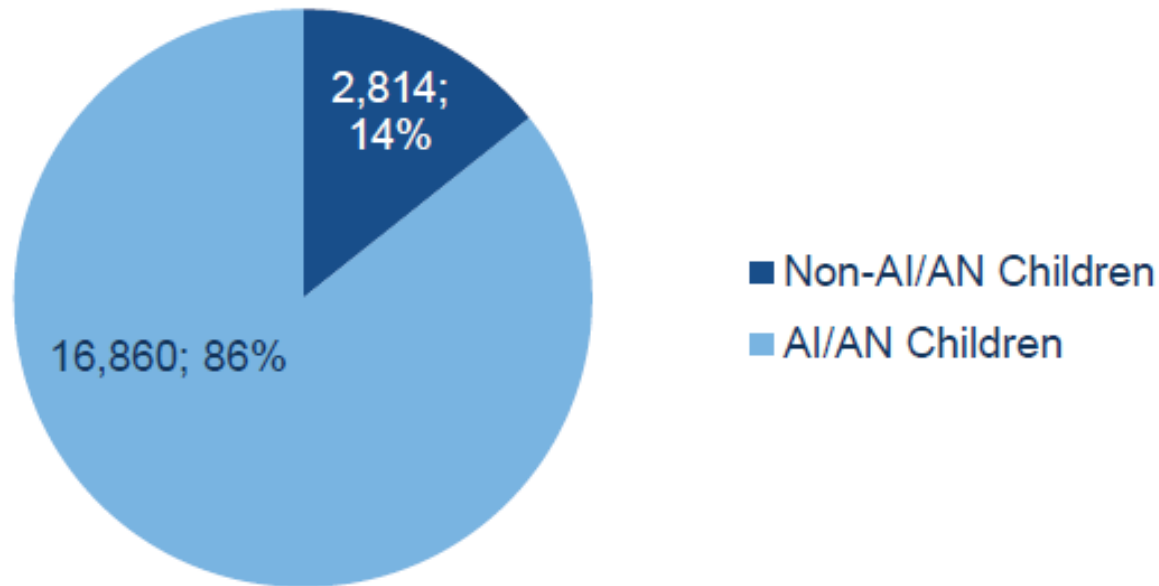
**37,068 AI/AN Children Served by
Regions I-XI Head Start in 2014-2015**



Source: Head Start Program Information Report


Is Representative of All Children Served in Region XI Head Start

**19,674 AI/AN and Non-AI/AN Children
Served by Region XI Head Start in 2014-2015**



Source: Head Start Program Information Report

Region XI Head Start Programs Randomly Selected



Children's School Readiness Skills Were Assessed in Two Ways

- 1. Children participated in a 45-minute, one-on-one direct assessment of their skills in several areas**
 - Language
 - Literacy
 - Math
 - Executive functioning
- 2. Children's Head Start teachers reported on their social skills, problem behaviors, and approaches to learning**

Information About Children's Family and Head Start Experiences Comes from Several Sources

- **Parent surveys**
 - Information on family, home, community, and Head Start experiences
- **Head Start staff surveys (teachers and directors)**
 - Staff background and experience
 - Classroom or program characteristics
 - Cultural and native language resources and opportunities
- **Classroom observations**
 - Quality of Head Start classroom and teacher-child interactions
 - Children's exposure to tribal culture and native language


Conducting the First-Ever National Study of Region XI Head Start

AI/AN FACES Participation

- **We were able to successfully recruit 20 programs for the fall 2015 data collection, and one additional program for spring 2016**
- **We had very high rates of participation once tribal approval was obtained and programs were onboard.**
- **Parents were very receptive to their child participating in the study**
- **Head Start directors and teachers were very supportive of the study and its goals.**

Participation Rates Were High

Instrument	Fall 2015 completion rate	Spring 2016 completion rate
Direct child assessment	95%	96%
Head Start Teacher Child Report	97%	97%
Parent survey	81%	81%
Head Start classroom observation	--	100%
Head Start teacher survey	--	96%
Program director survey	--	100%
Center director survey	--	97%



Dr. Lizabeth Malone

Selected Findings

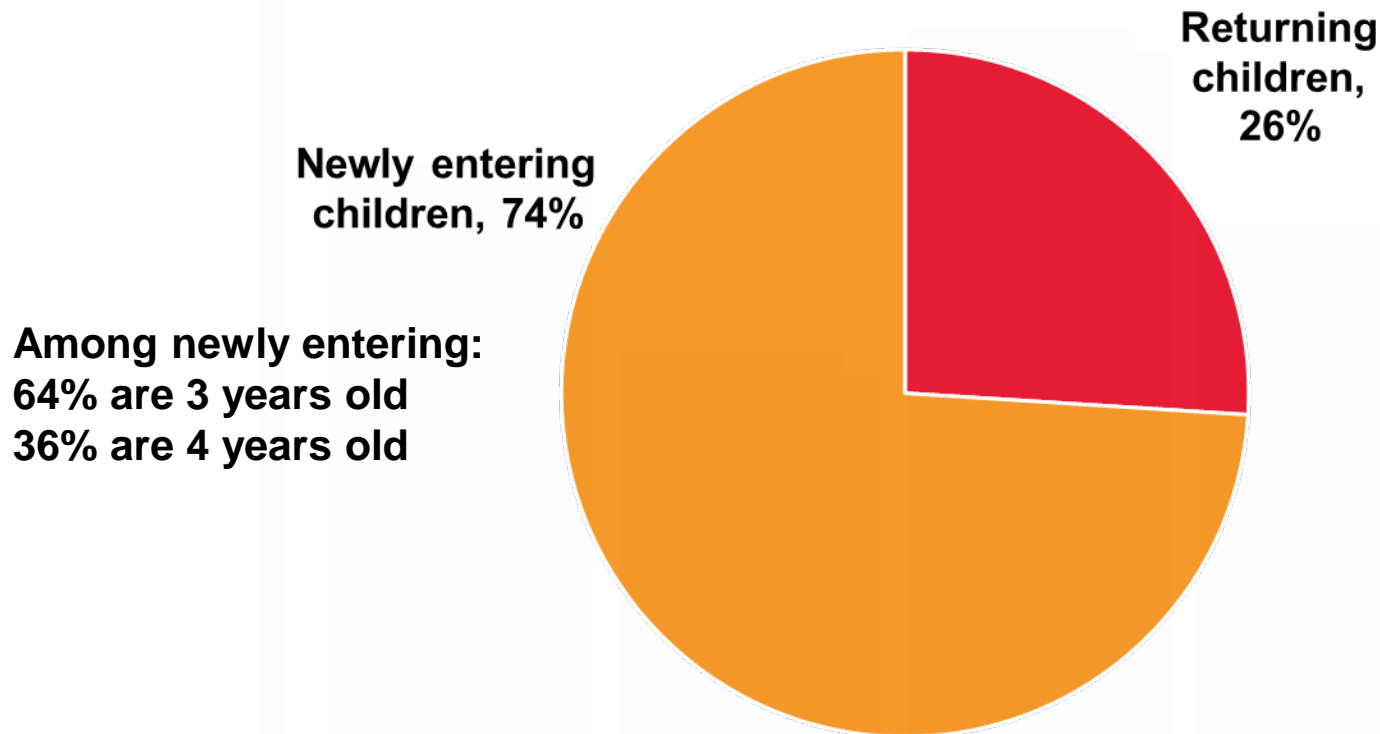
Selected Findings from Fall 2015

- **AI/AN FACES aims to**
 - Describe all children in Region XI (Native and non-Native)
 - Understand the cultural, tribal, and linguistic diversity of Region XI families
 - Inform policies and practices that address the needs of Region XI children and families
- **Today we present findings from child assessments, parent surveys, and teacher's report of children on**
 - Child and family characteristics
 - Children's language, literacy, and cultural experiences
 - Family resources and needs
 - Children's development

Who is Region XI Serving?

*Region XI Head Start serves young children
from diverse families*

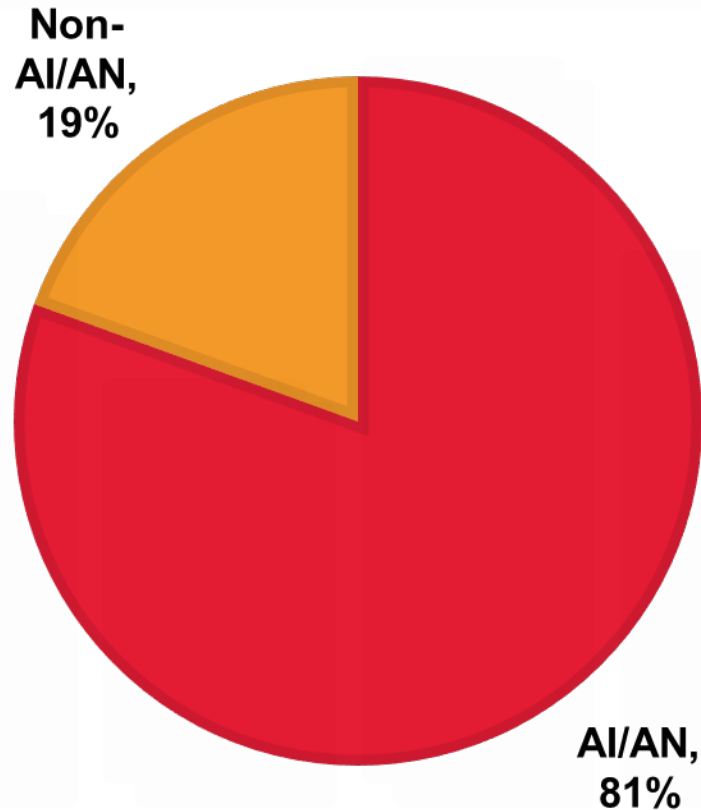
The majority of children are attending their first year of Head Start



Source: Fall 2015 AI/AN FACES Parent Survey.

Note: Statistics are weighted to represent all children enrolled in Region XI Head Start programs in fall 2015, and include children who are new to the program and those who are returning for a second year.

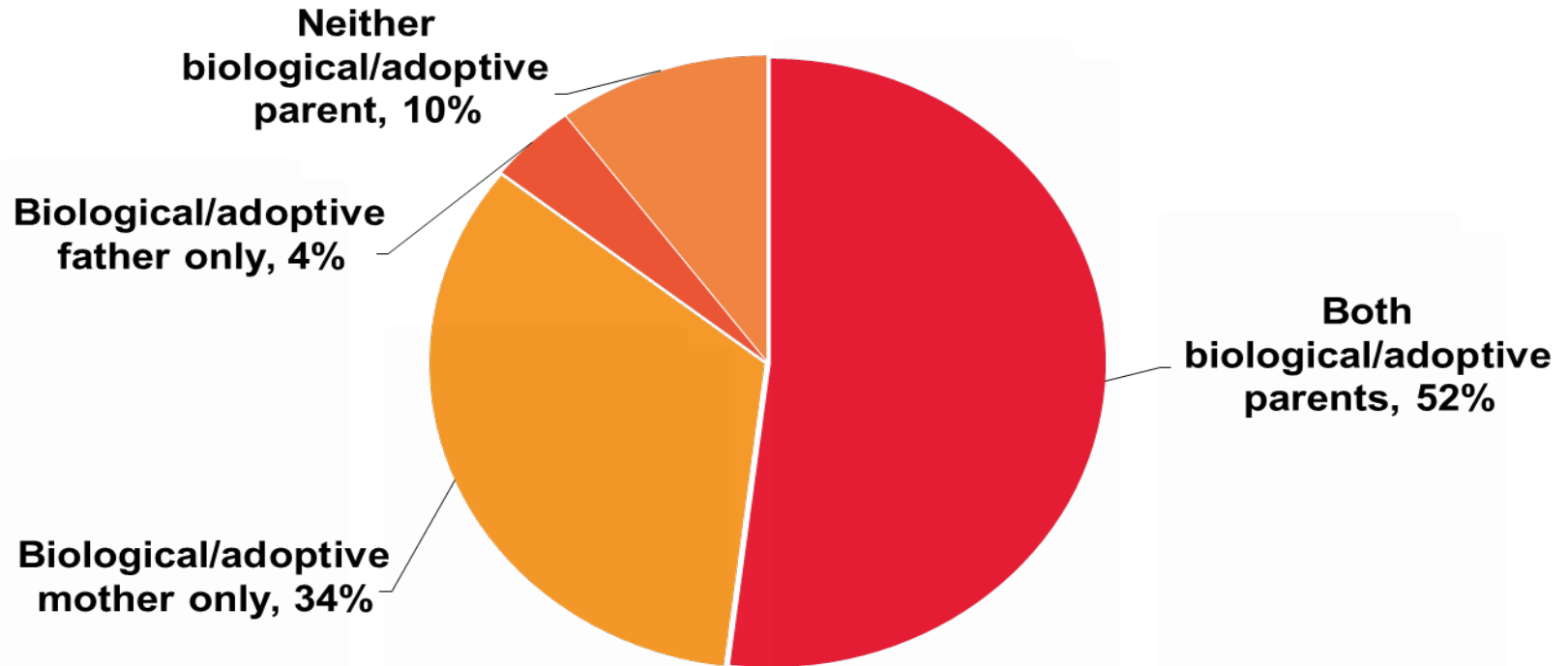
Most (but not all) Region XI children are AI/AN



Source: Fall 2015 AI/AN FACES Parent Survey.

Note: AI/AN includes AI/AN alone or in combination with another race or ethnicity. Statistics are weighted to represent all children enrolled in Region XI Head Start programs in fall 2015, and include children who are new to the program and those who are returning for a second year.

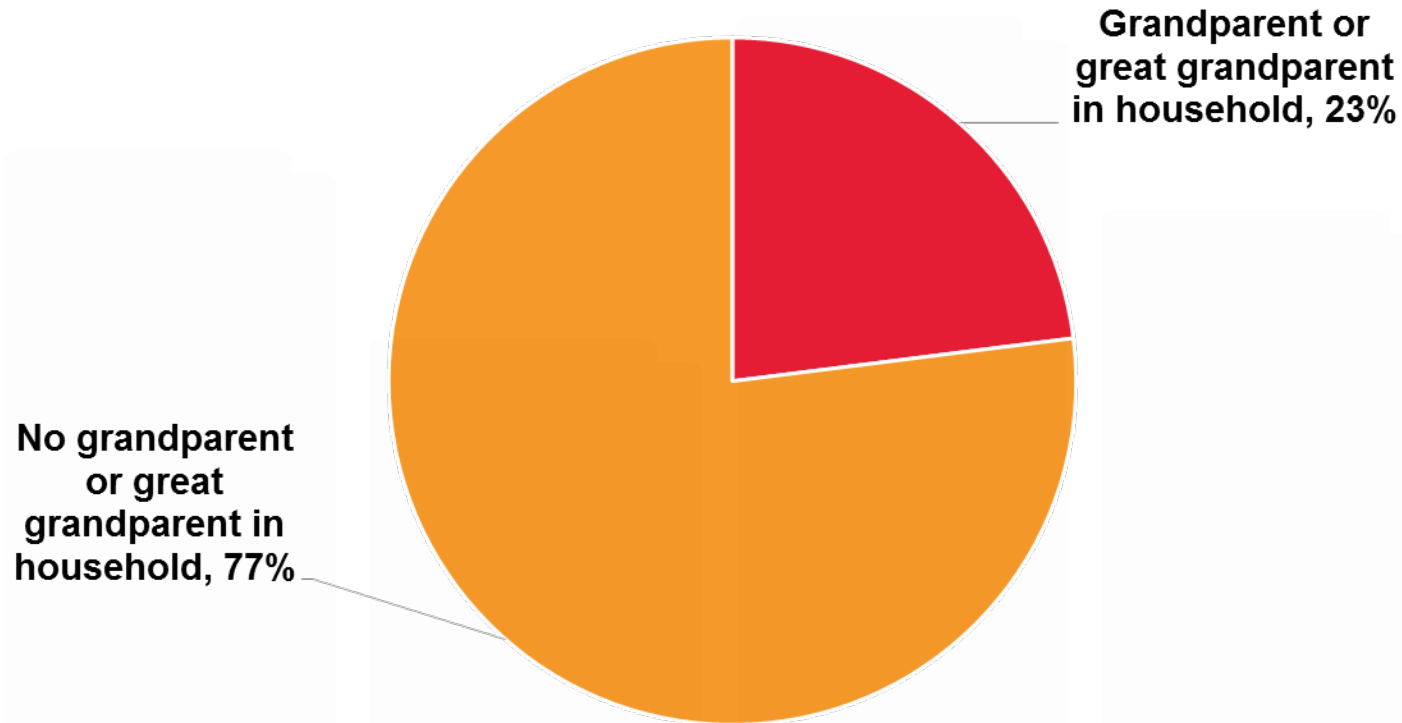
Most children live with a biological or adoptive parent



Source: Fall 2015 AI/AN FACES Parent Survey.

Note: Includes both biological and adoptive parents. Statistics are weighted to represent all children enrolled in Region XI Head Start programs in fall 2015, and include children who are new to the program and those who are returning for a second year.

Almost one-quarter of children's households are intergenerational



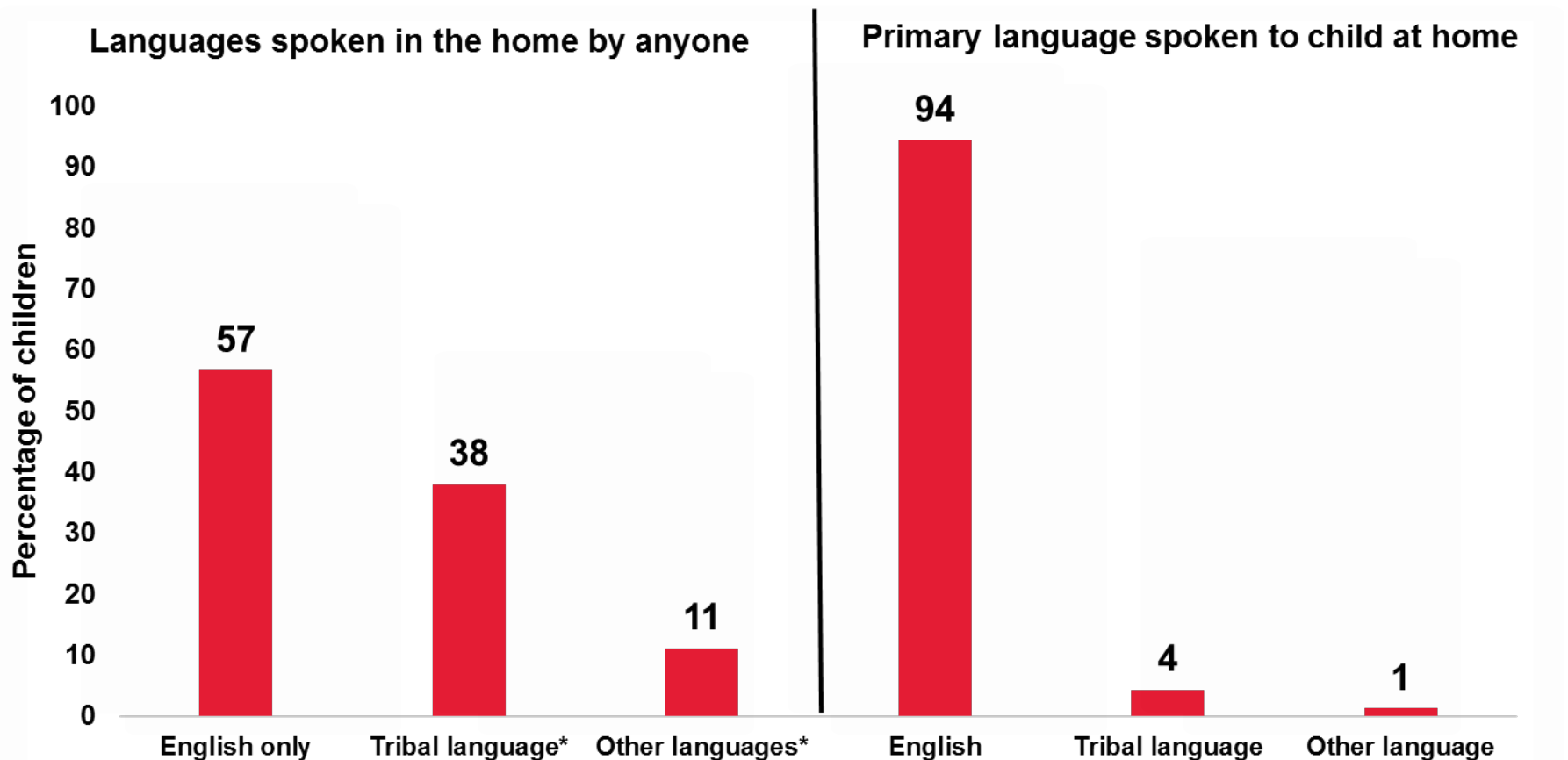
Source: Fall 2015 AI/AN FACES Parent Survey.

Note: Statistics are weighted to represent all children enrolled in Region XI Head Start programs in fall 2015, and include children who are new to the program and those who are returning for a second year.

What are Region XI Children's Home and Community Experiences?

Culture and language are important to Region XI Head Start families, but practices vary.

A tribal language is spoken in one-third of homes, but most children's primary language is English

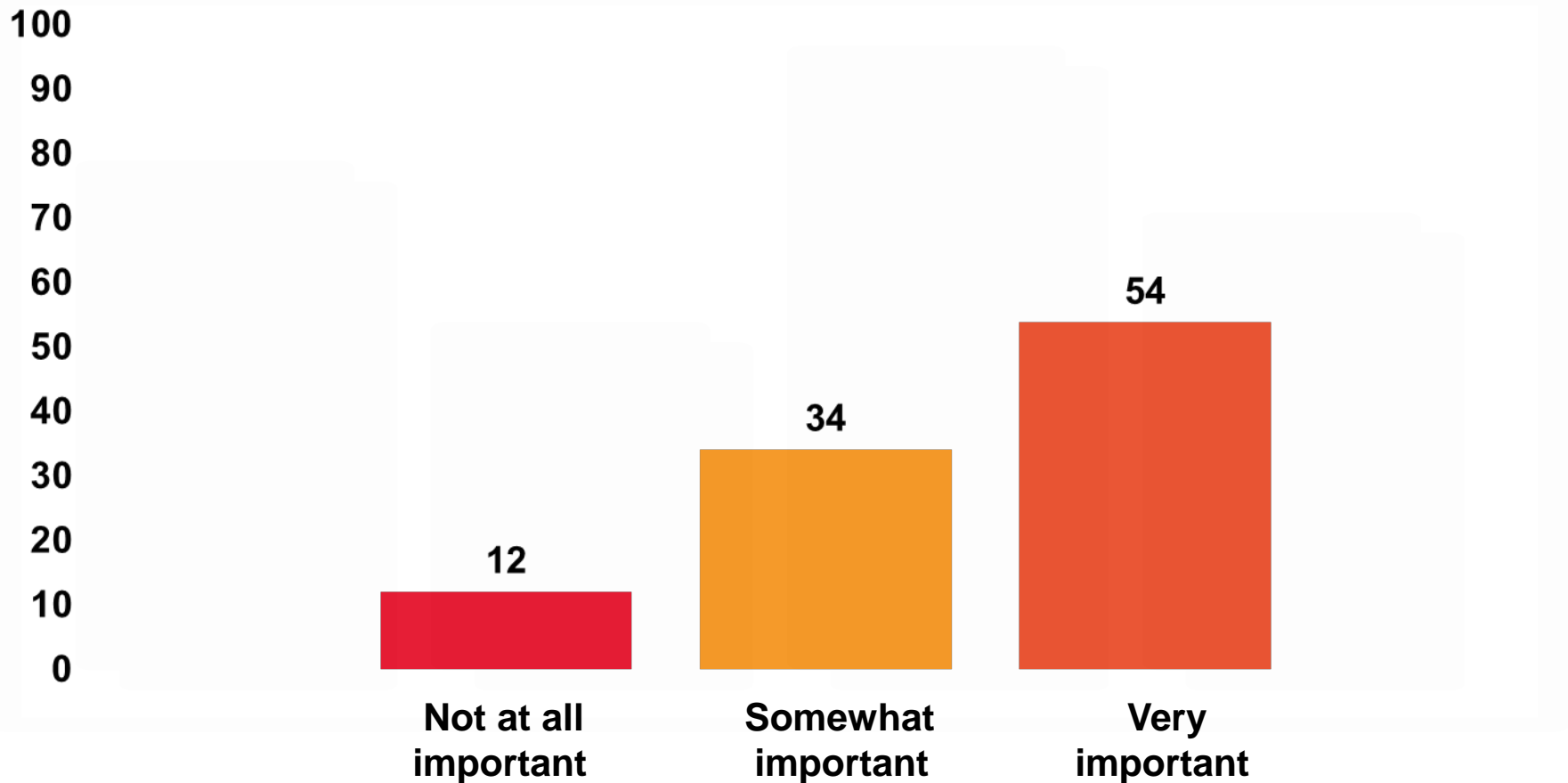


Source: Fall 2015 AI/AN FACES Parent Survey.

Note: Statistics are weighted to represent all children enrolled in Region XI Head Start programs in fall 2015, and include children who are new to the program and those who are returning for a second year.

* Tribal language and other languages can overlap. For example, a household in which a tribal language and Spanish are spoken would be represented in both categories.

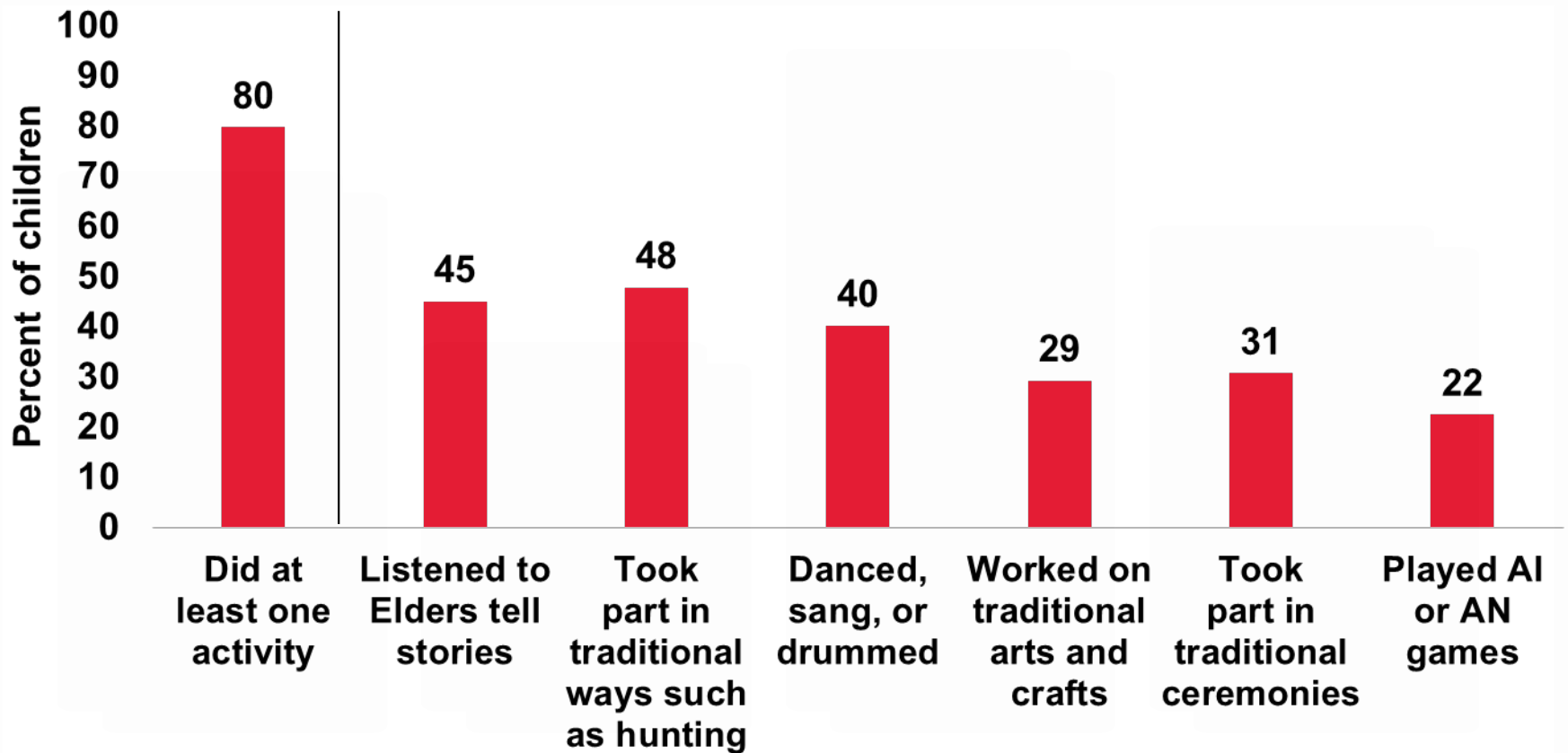
Parents believe that it is important that their child learn the tribal language



Source: Fall 2015 AI/AN FACES Parent Survey.

Note: Statistics are weighted to represent all children enrolled in Region XI Head Start programs in fall 2015, and include children who are new to the program and those who are returning for a second year.

Most children have engaged in at least one community cultural activity in the past month



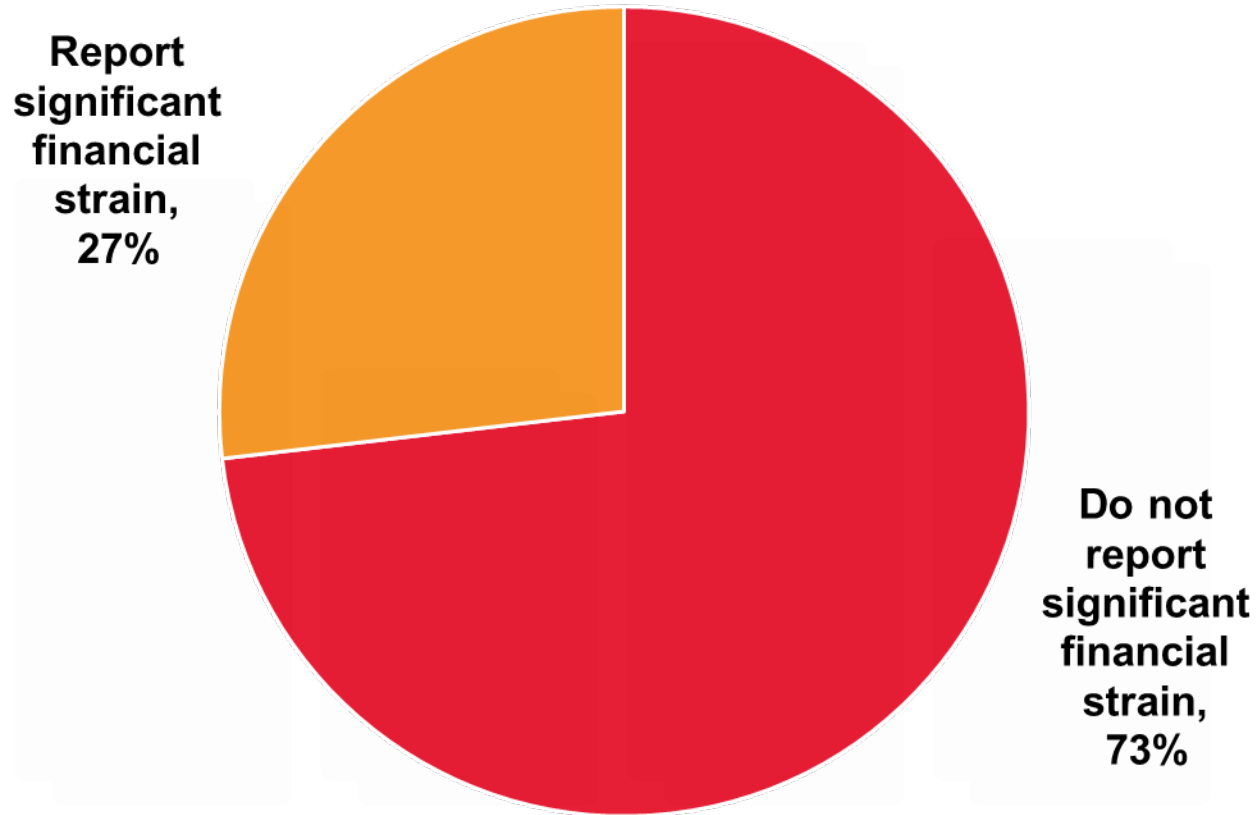
Source: Fall 2015 AI/AN FACES Parent Survey.

Note: Report of activities in the past month. Statistics are weighted to represent all children enrolled in Region XI Head Start programs in fall 2015, and include children who are new to the program and those who are returning for a second year.

What are Region XI Families' Resources and Needs?

Families in Region XI express having access to financial resources, but many still have needs related to their economic and psychological well-being.

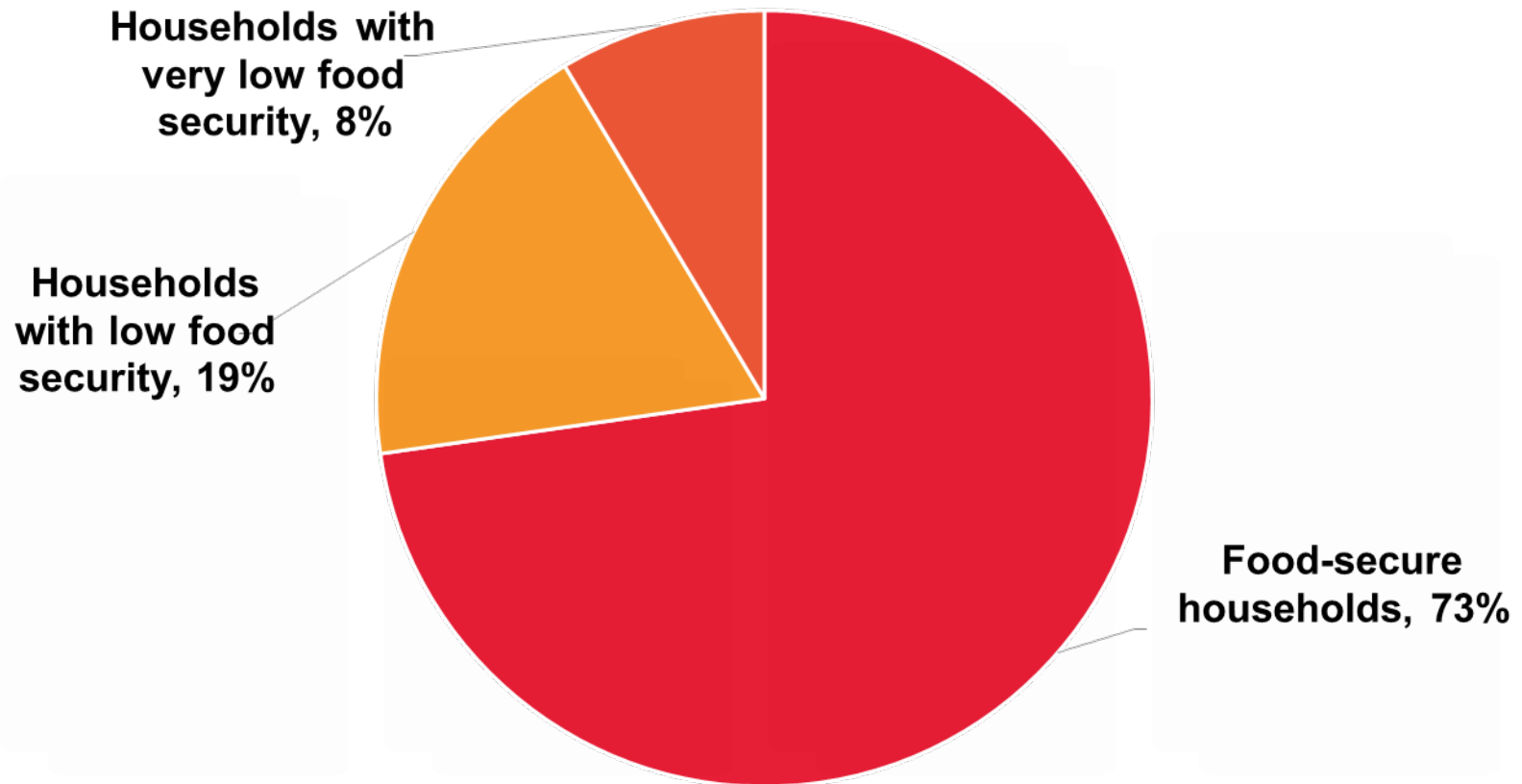
A majority of Region XI parents report they do not experience a financial strain



Source: Fall 2015 AI/AN FACES Parent Survey.

Note: Statistics are weighted to represent all children enrolled in Region XI Head Start programs in fall 2015, and include children who are new to the program and those who are returning for a second year.

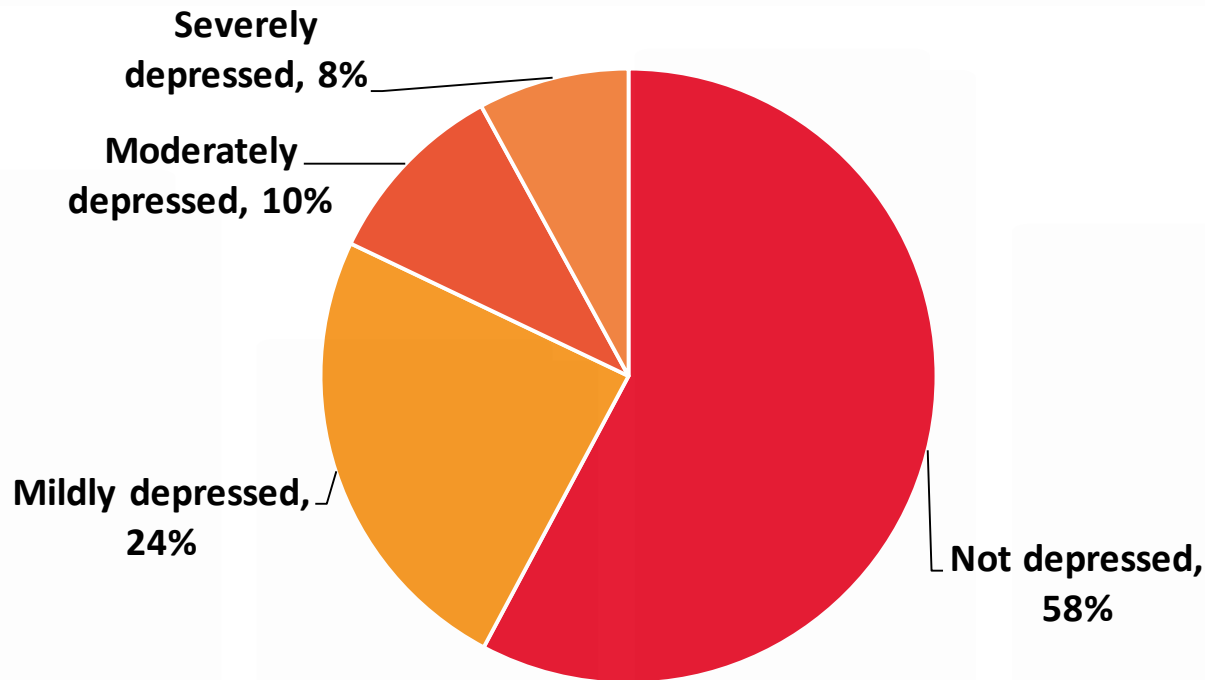
A majority of Region XI children live in homes that are food-secure



Source: Fall 2015 AI/AN FACES Parent Survey.

Note: "Food-secure household" indicates no or minimal indications of food-access problems or limitations; "low food security" includes reduced quality, variety, or desirability of diet, but little or no indication of reduced food intake; "very low food security" includes disrupted eating patterns and reduced food intake. Statistics are weighted to represent all children enrolled in Region XI Head Start programs in fall 2015, and include children who are new to the program and those who are returning for a second year.

A majority of parents do not report being depressed, but a sizeable number do



Level of symptoms

Source: Fall 2015 AI/AN FACES Parent Survey.

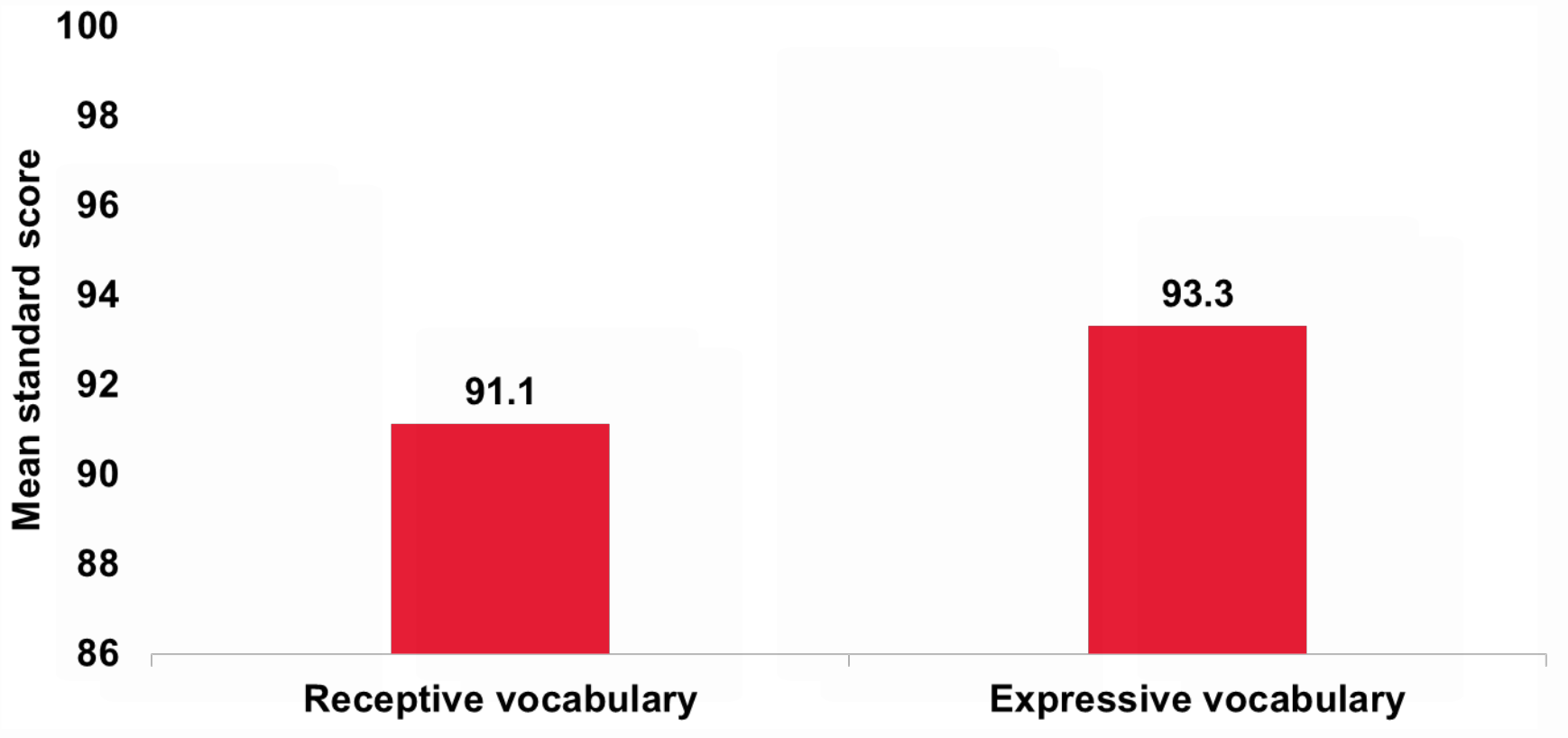
Note: Statistics are weighted to represent all children enrolled in Region XI Head Start programs in fall 2015, and include children who are new to the program and those who are returning for a second year.

The Center for Epidemiological Studies Depression Scale (CES-D) short form is used for screening symptoms related to depression, a self-report measure of how often one has felt or experienced certain situations in the past week. Higher scores indicate greater symptoms with possible depressive symptom categories presented here.

How are Region XI Children Doing at the Beginning of the Program Year?

Children's development is also diverse, but on average, their skills in a number of areas fall behind those of their same-age peers

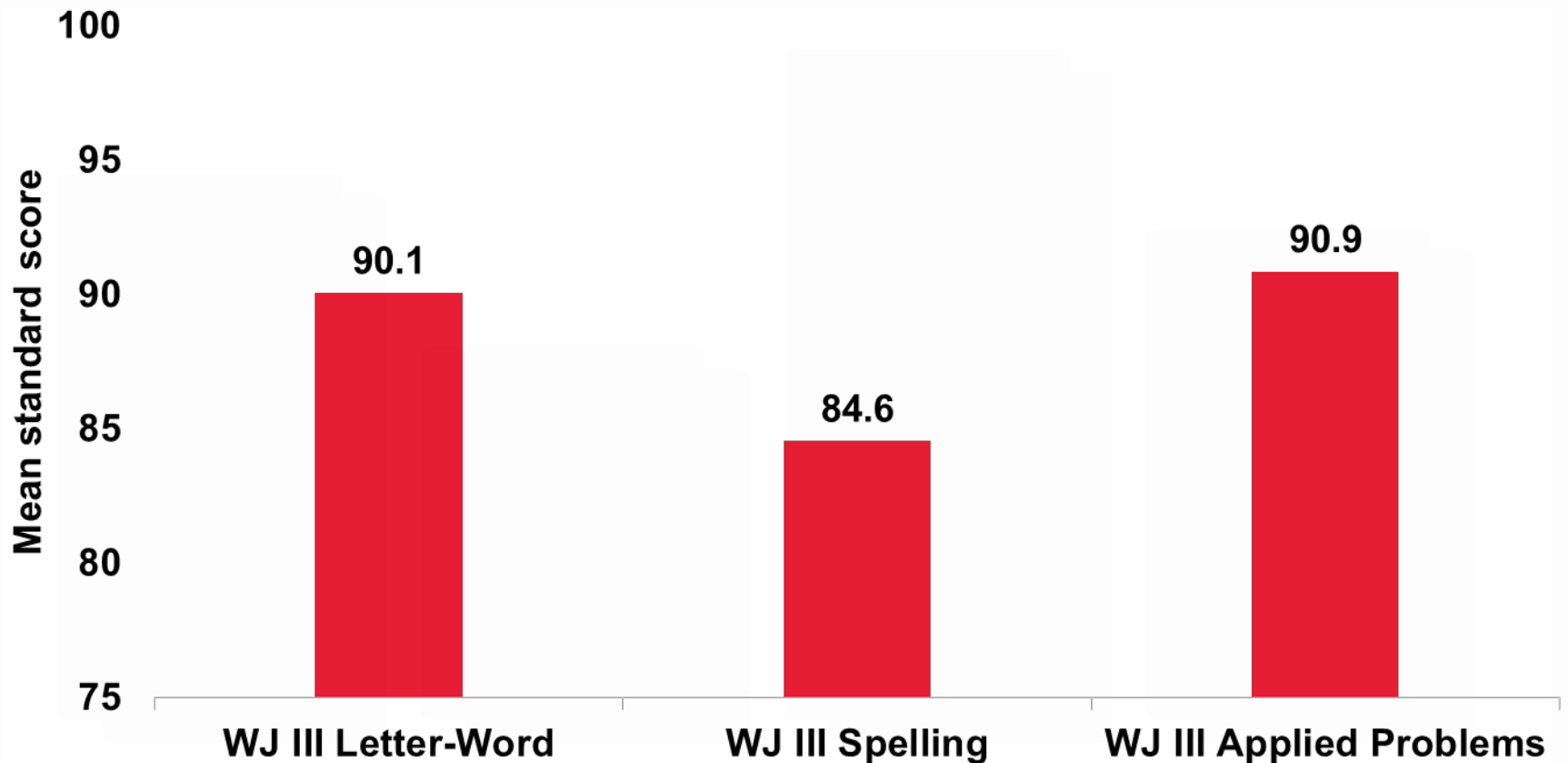
Region XI children's English vocabulary skills are below same-age peers



Source: Fall 2015 AI/AN FACES Direct Child Assessment.

Note: All children are administered the PPVT-4 and EOWPVT-4. Statistics are weighted to represent all children enrolled in Region XI Head Start programs in fall 2015, and include children who are new to the program and those who are returning for a second year.

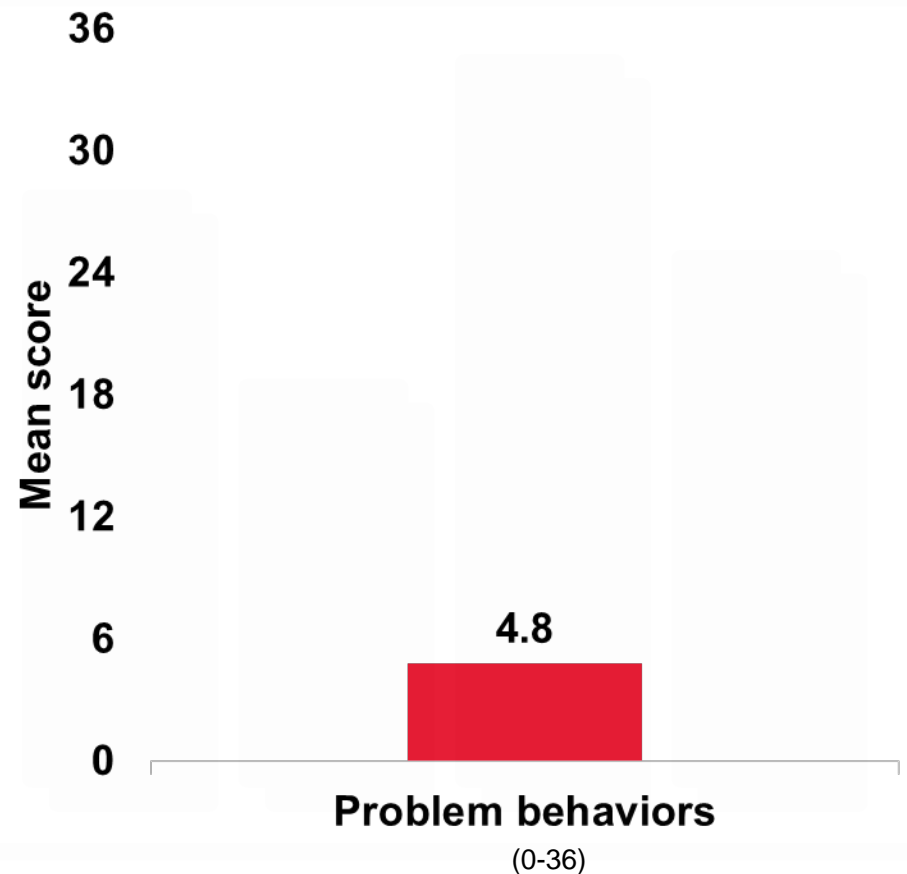
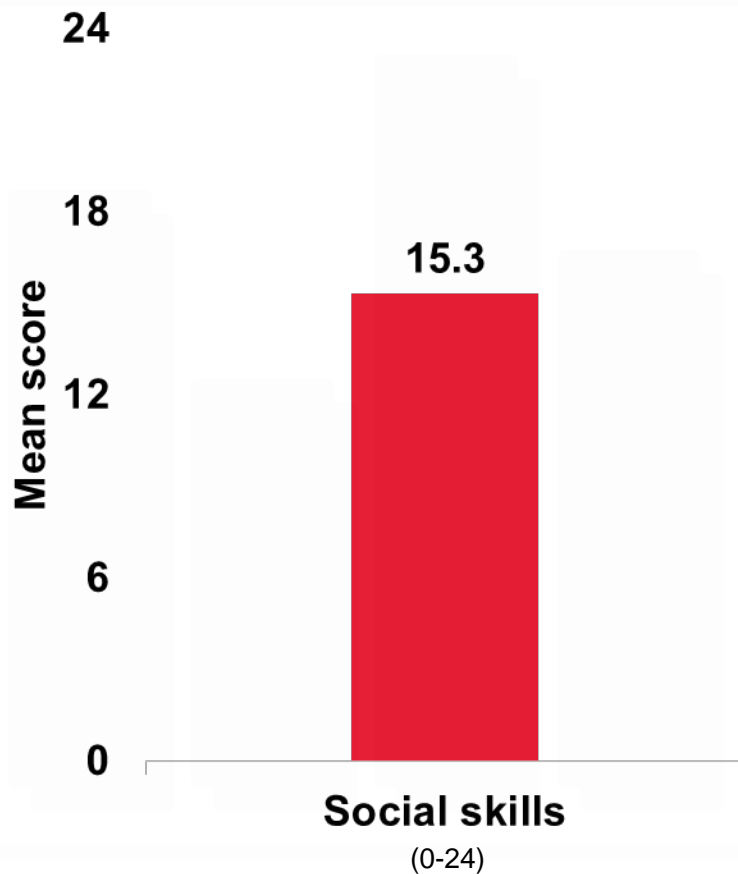
Region XI children's literacy and math skills lag behind same-age peers



Source: Fall 2015 AI/AN FACES Direct Child Assessment.

Note: Children following the English pathway are administered the Woodcock Johnson III (WJ III) measures. Statistics are weighted to represent all children enrolled in Region XI Head Start programs in fall 2015, and include children who are new to the program and those who are returning for a second year.

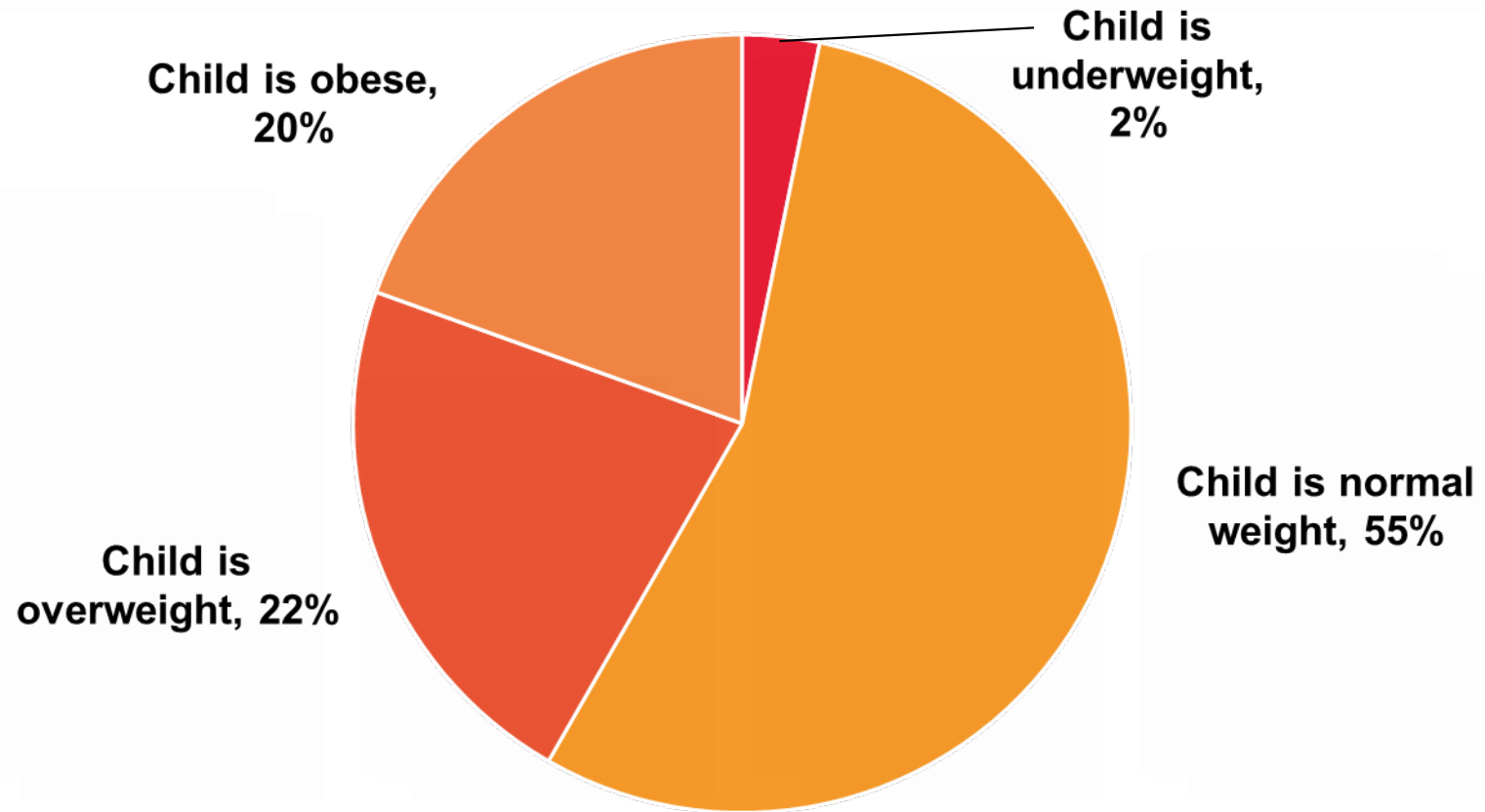
Children demonstrate high social skills and few problem behaviors



Source: Fall 2015 AI/AN FACES Teacher Child Report.

Note: Statistics are weighted to represent all children enrolled in Region XI Head Start programs in fall 2015, and include children who are new to the program and those who are returning for a second year.

Over one-half of children are normal weight, but many children are overweight or obese



Source: Fall 2015 AI/AN FACES Child Direct Assessment.

Note: Statistics are weighted to represent all children enrolled in Region XI Head Start programs in fall 2015, and include children who are new to the program and those who are returning for a second year.

What does the data tell us?

How Can the Data be Used?

- **AI/AN FACES** provides federal, tribal, and program stakeholders with data to inform their program and policy decisions.
- **Region XI as a whole**
 - Can argue for resources to address identified needs
 - Can argue for changes to policy and practice to better meet the needs
- **Individual programs in Region XI**
 - Can use study findings about Region XI Head Start to think about how their program might be similar to or different from all of Region XI
 - Can use data on Region XI as a whole and their individual tribal data to support the need for additional resources and services

Potential Policy and Program Implications

- **Considering the diverse backgrounds of Region XI children and families for service delivery, such as whether serving multiple years**
- **Supporting cultural and linguistic heritage, such as the importance of using one's tribal language**
- **Building on home-community-program connections**
- **Understanding the resources of families and quality of such resources (e.g., food)**
- **Identifying areas of child development to enhance program initiatives, such as fostering cognitive skills and reducing childhood obesity**

Thoughts from a Region XI Head Start Partner



Ms. Jacki Haight
Port Gamble S'Klallam Tribe Head Start

What's Ahead

- **We will begin looking at the data that were collected in the spring.**
- **We are discussing what is most important to report and the best way to report the findings to different audiences.**
- **After initial reporting, the data will be available for other researchers (with the appropriate qualifications to analyze and report on)—a priority identified by the AI/AN FACES Workgroup and agreed to by all participating tribes.**

For More Information

Contact:

- Maria Woolverton
 - Maria.Woolverton@acf.hhs.gov
- Meryl Barofsky
 - Meryl.Barofsky@acf.hhs.gov
- Lizabeth Malone
 - LMalone@mathematica-mpr.com



American Indian and Alaska Native Head Start Family and Child Experiences Survey (AI/AN FACES)

Nationally, about 35,575 American Indian and Alaska Native (AI/AN) children and their families are served by Head Start. Just over half of these children and families are served by 150 AI/AN Head Start programs in Region XI. While we have a wealth of information about Head Start children and families in general, we have little information about those who attend Head Start programs in Region XI, which includes both Native and non-Native children. A major source of descriptive information on Head Start—the Head Start Family and Child Experiences Survey (FACES)—has not historically included Region XI programs, children and families. As a result, we have little data to assess the service needs of the children and families in Region XI and to help inform policies and practices for addressing these needs. The American Indian and Alaska Native Head Start Family and Child Experiences Survey (AI/AN FACES) is designed to fill this information gap with tribal voices at the forefront.

The Administration for Children and Families, Office of Head Start and Office of Planning, Research and Evaluation are planning a study of Region XI children, families and programs that is responsive to the needs of Region XI Head Start. The study design reflects advice from members of the AI/AN FACES Workgroup, comprised of Region XI Head Start directors, researchers, and federal officials. Twenty-two Region XI Head Start programs are currently being recruited to participate in the first AI/AN FACES study, which will start fall 2015.



Visit the AI/AN FACES page on ACF's website

<http://www.acf.hhs.gov/programs/opre/research/project/american-indian-and-alaska-native-head-start-family-and-child-experiences-survey-faces>

Questions?



American Indian and
Alaska Native

family and child experiences survey

Thank You and Closing Comments from Office of Head Start



Angie Godfrey
Regional Program Manager
Office of Head Start – Region XI