




**Analysis Plan for
the PACE
Intermediate
(Three-Year)
Follow-up Study**

Appendices

OPRE Report No. 2018-95

September 2018

PACE
Pathways for Advancing
Careers and Education



Analysis Plan for the PACE Intermediate (Three-Year) Follow-up Study

OPRE Report 2018-95

September 2018

David Judkins, David Fein, and Larry Buron, Abt Associates Inc.

Submitted to:

Nicole Constance and Amelia Popham, Project Officers

Office of Planning, Research, and Evaluation

Administration for Children and Families

U.S. Department of Health and Human Services

Contract Number: HHSP23320095624WC, Task Order HHSP23337019T

Project Director: Larry Buron

Abt Associates

6130 Executive Boulevard

Rockville, MD 20852

This report is in the public domain. Permission to reproduce is not necessary. Suggested citation: Judkins, David, David Fein, and Larry Buron (2018). *Analysis Plan for the PACE Intermediate (Three-Year) Follow-up Study*. OPRE Report # 2018-95 Washington, DC: Office of Planning, Research, and Evaluation, Administration for Children and Families, U.S. Department of Health and Human Services.

Disclaimer: The views expressed in this publication do not necessarily reflect the views or policies of the Office of Planning, Research, and Evaluation, the Administration for Children and Families, or the U.S. Department of Health and Human Services.

This report and other reports sponsored by the Office of Planning, Research, and Evaluation are available at www.acf.hhs.gov/opre.



[Sign-up for the
ACF OPRE News
E-Newsletter](#)



Like OPRE on Facebook
facebook.com/OPRE.ACF



Follow OPRE on Twitter
[@OPRE_ACF](https://twitter.com/OPRE_ACF)



Contents

Appendix A: Candidates for Baseline Covariates for Three-Year Reports1

Appendix B: Outcome Registration with the Open Science Framework4

Appendix C: Overview of Three-Year Survey Instrument Contents5

List of Exhibits

Exhibit A.1: Operationalization of Baseline Measures Used in Prior PACE Evaluation Reports 1

Exhibit B.1: URLs for Outcome Registrations for the 18-Month PACE Reports 4

Exhibit C.1: Available Information about Each Education Spell 6

Exhibit C.2: Available Information about Each Earned Credential 8

Exhibit C.3: Available Information about Each Job Spell 9

Exhibit C.4: Additional Information about Only the Most Recent Job Spell 11

Exhibit C.5: Additional Information about the Person’s Skills and Financial Situation 13

Appendix A: Candidates for Baseline Covariates for Three-Year Reports

Exhibit A.1 shows the variables that we used in the regression adjustment of impact estimates in the first round of PACE evaluation reports. The information sources include the BIF (Basic Information Form), the SAQ (Self-Administered Questionnaire), and RABIT (Random Assignment and Baseline Information Tool), as discussed in Section 2.1. Section 4.1 discusses plans for uses of these variables for the second round of PACE evaluation reports.

Exhibit A.1: Operationalization of Baseline Measures Used in Prior PACE Evaluation Reports

Variable Description	Operationalization Details	Data Source(s) (Survey Instrument and Survey Item Number)
Demographic Background		
Age	Categorical measure: 20 or under 21 to 24 25 or older ^a	BIF: B2_dob RABIT: R_RA_Date_Assigned
Female	Binary variable: 1 if female 0 otherwise	BIF: B7
Race-Ethnicity	Categorical measure: Hispanic Black, non-Hispanic White, non-Hispanic ^a Other, non-Hispanic	BIF: B9
Living Arrangements	Categorical measure: Neither spouse/partner or children No spouse/partner, living with children ^a Spouse/partner, no children Spouse/partner and children (Only biological and adopted children of randomized participant considered here. Stepchildren, grandchildren, younger siblings, and other children not considered.)	BIF: B13
Living with Parents	Binary variable: 1 if living with own parent(s) 0 otherwise (Presence of parents of spouse not considered.)	BIF: B13
Educational Background		
One/Both Parents Had Some College	Binary variable: 1 if either parent attended college 0 otherwise	BIF: B21
High School Grades	Categorical measure: Mostly A's Mostly B's Mostly C's or below ^a	BIF: B23

Analysis Plan for the PACE Intermediate Follow-up Study

Variable Description	Operationalization Details	Data Source(s) (Survey Instrument and Survey Item Number)
Educational Attainment	Categorical measure: No college ^a Under 1 year's college credit 1 year or more of college credit Associate's degree or above	BIF: B17
Career Knowledge		
Career Knowledge Index	Seven-item scale. Average percentage of respondents answering "strongly agree" to questions about confidence in various areas of career knowledge. Missing if four or more of seven responses are blank. 1. You know how to accurately assess your abilities and challenges? 2. You know how to make a plan that will help achieve your goals for the next five years? 3. You know how to get help from staff and teachers with any issues that might arise at school? 4. You know the type of job that is best for you? 5. You know the type of organization you want to work for? 6. You know the occupation you want to enter? 7. You know the kind of education and training program that is best for you?	SAQ: S13
Psycho-Social Indices		
Academic Discipline ^b	Average of 10 items (scale ranging 1-6) after reversing responses to negatively phrased items. Missing if seven or more of 10 are responses blank.	SAQ: S11a
Training Commitment ^b	Average of 10 items (scale ranging 1-6) after reversing responses to negatively phrased items. Missing if seven or more of 10 responses are blank.	SAQ: S11b
Academic Confidence ^b	Average of 12 items (scale ranging 1-6) after reversing responses to negatively phrased items. Missing if nine or more of 12 responses are blank.	SAQ: S11d
Emotional Stability ^b	Average of 12 items (scale ranging 1-6) after reversing responses to negatively phrased items. Missing if nine or more of 12 responses are blank.	SAQ: S11e
Stress ^c	Average of 4 items (scale ranging 1-5) after reversing responses to negatively phrased items. Missing if three or more of four responses are blank.	SAQ: S14
Resource Constraints (Financial)		
Family Income Last Year	Categorical measure: Less than \$15,000 \$15,000–\$29,999 \$30,000 ^{+a}	BIF: B27
Received WIC or SNAP in Past 12 Months	Binary variable: 1 if yes 0 if no	BIF: B26b

Analysis Plan for the PACE Intermediate Follow-up Study

Variable Description	Operationalization Details	Data Source(s) (Survey Instrument and Survey Item Number)
Received Public Assistance or Welfare in Past 12 Months	Binary variable: 1 if yes 0 if no	BIF: B26c
Financial Hardship in Past 12 months	Binary variable: 1 if yes if ever missed rent/mortgage payment in prior 12 months or reported generally not having enough money left at the end of the month to make ends meet over the last 12 months 0 otherwise	SAQ: S8, S9
Resource Constraints (Time)		
Current Work Hours	Categorical measure: 0-19 ^a 20-34 35+	BIF: B24
Expected Work Hours in Next Few Months	Categorical measure for covariate: 0-19 ^a 20-34 35+	SAQ: S2
Plan to Attend School Only Part-Time If Admitted to Year Up	Binary variable: 1 if yes 0 if no	SAQ: S1
Life Challenges		
Life Challenges Index	Average of six items of frequency of situations that interfered with school, work, job search, or family responsibilities. The response categories ranged from 1="never" to 5="very often." Missing if four or more of six responses are blank. 1. Child care arrangements 2. Transportation 3. Alcohol or drug use 4. An illness or health condition 5. Arguments with a family member 6. Physical threats/violence from a family member	SAQ: S15

NOTE: BIF is Basic Information Form. RABIT is Random Assignment and Baseline Information Tool. SAQ is Self-Administered Questionnaire. WIC is Special Supplemental Nutrition Program for Women, Infants, and Children. SNAP is Supplemental Nutrition Assistance Program.

^a Category omitted in creating binary (dummy) variables for regression-adjustment models.

^b Modified version of the Academic Discipline scale in the Student Readiness Index (SRI), a proprietary product of ACT, Inc. (Le et al. 2005). Further validation in Peterson, Casillas, and Robbins (2006).

^c Cohen, Kamarck, and Mermelstein (1983).

Appendix B: Outcome Registration with the Open Science Framework

As discussed in Chapter 3, the team registered confirmatory and secondary hypotheses for the 18-month PACE reports prior to preparing estimates of program impacts. Exhibit B.1 gives the links for these registrations.

Exhibit B.1: URLs for Outcome Registrations for the 18-Month PACE Reports

Program	URL
Bridge to Employment in the Healthcare Industry	https://osf.io/cfuyj/
Carreras en Salud / Careers in Health	https://osf.io/dv46z/
Health Careers for All	https://osf.io/33exb/
Integrated Basic Education and Skills Training (I-BEST)	https://osf.io/6n5ua/
Pathways to Healthcare	https://osf.io/wj6gc/
Patient Care Pathway Program (PCPP)	https://osf.io/g5weg/
Valley Initiative for Development and Advancement (VIDA)	https://osf.io/bpm8u/
Workforce Training Academy Connect	https://osf.io/frbth/
Year Up	https://osf.io/ck73a/

Appendix C: Overview of Three-Year Survey Instrument Contents

The three-year survey instrument collects data about education spells, jobs, credentials, aspirations, skills, material well-being, and children. The full instrument is posted on www.career-pathways.org. In this appendix, we summarize the contents by domain.

Exhibit C.1 shows the collected information about each education spell. Exhibit C.2 does the same for credentials. Exhibit C.3 does the same for each job. Exhibit C.4 shows additional information that is available about only the most recent job. Exhibit C.5 covers all other collected data except child information.

Analysis Plan for the PACE Intermediate Follow-up Study

Exhibit C.1: Available Information about Each Education Spell

Variable / Item Number	Variable / Item Label	Possible Values for Categorical Variables	Value Label
STARTDATE	starting date of spell		Open-ended verbatim response
ENDDATE	ending date of spell		
PLACENAME	name of school		
IPEDS_ID	IPEDS id for the school		
D1	Any breaks from school during the spell other than official school breaks	1 / 2	YES /NO
D1A	Number of such breaks		Open ended
D1B_MONTH	month that school break started		
D1B_YEAR	year that school break started		
D1C_MONTH	month that school break ended		
D1C_YEAR	year that school break ended		
D2	Student status	1 2 3	FULL-TIME PART-TIME EQUAL MIX
D3	Earned any regular college credits?	1 / 2	YES /NO
D3A	If so, how many?		Open ended
D4	Program status at end of spell	1 2	COMPLETED THE PROGRAM STOPPED WITHOUT COMPLETING THE PROGRAM
D4A	Main reason for drop out (if applicable).	1 2 3 4 5 6 7 8 9 10 11 12 13 14	POOR GRADES TOO HARD/WASN'T GETTING IT CLASSES OR PROGRAM POORLY TAUGHT STARTED OTHER SCHOOL/TRAINING NOT ENOUGH MONEY TO CONTINUE NOT ENOUGH TIME TO CONTINUE DIDN'T LIKE PROGRAM LOST MOTIVATION NOT INTERESTED IN PROGRAM DIDN'T THINK IT WOULD HELP ME FIND A JOB ILLNESS PREGNANCY CHILD CARE ISSUES OTHER FAMILY REASONS

Analysis Plan for the PACE Intermediate Follow-up Study

Variable / Item Number	Variable / Item Label	Possible Values for Categorical Variables	Value Label
		15 16 95	TRANSPORTATION/COORDINATION PROBLEMS FOUND JOB/RE-EMPLOYED OTHER (SPECIFY:)
CONTROL	Control of school (per IPEDS)	0 1 2 3	Not Title IV postsecondary Public Private, not-for-profit Private, for-profit
LEVEL	Level of school (per IPEDS)	0 1 2 3	Not Title IV postsecondary Four or more years At least 2 but less than 4 years Less than 2 years

Analysis Plan for the PACE Intermediate Follow-up Study

Exhibit C.2: Available Information about Each Earned Credential

Variable / Item Number	Variable / Item Label	Possible Values	Value Label
CERTIFICATENAME	Name of credential		Open-ended verbatim response
TARGETOCCUPATION	What kind of work is the credential for?		Open-ended verbatim response
CREDTYPE	Type of credential (academic, vocational, or license)	1 2 3	Academic Degree IHE-issued VocEd certificate Industry/Govt Certification/license
DEGREETYPE	What kind of diploma, certificate, or degree have you received?	1 2 3 4	A diploma or certificate requiring less than a full year's worth of credits A diploma or certificate requiring a full year or more's worth of credits An Associate's degree A Bachelor's degree or higher
HEALTHCARERELATED	Is credential for healthcare work (industry or occupation)	1 / 2	Yes / No
ISSUER	Name of school or other authority that issued the credential		Open-ended verbatim response
CREDDATE	date credential received (month and year)		

Analysis Plan for the PACE Intermediate Follow-up Study

Exhibit C.3: Available Information about Each Job Spell

Variable / Item Number	Variable / Item Label	Possible Values	Value Label
STARTDATE	Start date of job		
ENDDATE	End date of job (if applicable)		
PLACENAME	Name of employer		Open-ended verbatim response
F1	Starting hourly wage		Open ended
F1A	Wage amount for some other pay unit		Open ended
F1A_2	Pay unit chosen for earnings report in f1a	1	PER DAY
		2	PER WEEK
		3	EVERY 2 WEEKS/TWICE A MONTH
		4	EVERY MONTH
		5	PER JOB/PER PIECE
		6	PER COMMISSION
		7	ANNUALLY
F1C	Self-employment earnings for alternate pay period (if unable to report weekly earnings)		Open ended
F1C_2	Alternate earnings period for self-employment	1	PER HOUR
		2	PER DAY
		3	PER WEEK
		4	EVERY 2 WEEKS/TWICE A MONTH
		5	EVERY MONTH
		6	PER JOB/PER PIECE
		7	PER COMMISSION
		8	ANNUALLY
F4	Initial weekly hours		Open ended
F5	Current weekly hourly wage (if applicable)		Open-ended
F5A	Wage amount for some other pay unit		Open ended
F5A_2	Pay unit chosen for earnings report in f5a_2	1	PER DAY
		2	PER WEEK
		3	EVERY 2 WEEKS/TWICE A MONTH
		4	EVERY MONTH
		5	PER JOB/PER PIECE
		6	PER COMMISSION

Analysis Plan for the PACE Intermediate Follow-up Study

Variable / Item Number	Variable / Item Label	Possible Values	Value Label
		7	ANNUALLY
F6	Current weekly hours (if applicable)		Open ended
F7	Ending hourly wage (if applicable)		Open ended
F7A	Wage amount for some other pay unit		Open ended
F7A_2	Pay unit chosen for earnings report in f7a_2	1	PER HOUR
		2	PER DAY
		3	PER WEEK
		4	EVERY 2 WEEKS/TWICE A MONTH
		5	EVERY MONTH
		6	PER JOB/PER PIECE
		7	PER COMMISSION
		8	ANNUALLY
F8	Ending weekly hours (if applicable)		Open ended

Analysis Plan for the PACE Intermediate Follow-up Study

Exhibit C.4: Additional Information about Only the Most Recent Job Spell

Variable / Item Number	Variable / Item Label	Possible Values	Value Label
G2A	What kind of work did/do you do?		Open-ended verbatim response
G3	What were/are your typical duties?		Open-ended verbatim response
G4	Job title?		Open-ended verbatim response
G6	Type of work schedule	1 2	A REGULAR DAYTIME SCHEDULE (ANYTIME BETWEEN 6AM TO 6PM) SOME OTHER SCHEDULE
G6A	Details of non-standard work schedule	1 2 3 4 5	A regular evening shift (Anytime between 2 pm to Midnight) A regular night shift (Anytime around 9pm to 8am) A rotating shift - one that changes periodically from day to A split shift - one consisting of two distinct periods each An irregular schedule arranged by employer, or
G7_A	Agreement with following characteristic of job: I [am/was] able to balance work and family responsibilities. Do you strongly agree, somewhat agree, somewhat disagree, or strongly disagree?	1 - 4	Degree of agreement
G7_B	I [have/had] some choice in setting my regular work hours to meet my needs.	1 - 4	Degree of agreement
G7_C	If I [have/had] a family emergency like a sick child, my employer [will allow/allowed] me to take the time off or change my schedule.	1 - 4	Degree of agreement
	Available job benefits include:		
G8_A	Health insurance?	1 / 2	YES /NO
G8_B	Paid vacation?	1 / 2	YES /NO
G8_C	Paid holidays?	1 / 2	YES /NO
G8_D	Paid sick days?	1 / 2	YES /NO
G8_E	Retirement or pension benefits?	1 / 2	YES /NO
	Properties of job atmosphere:		
G9_A	Your co-workers help[ed] and support[ed] you. Would you say...	1 -5	Always to Never
G9_B	Your supervisor help[s/ed] and support[s/ed] you?	1 -5	Always to Never
G9_C	You [can/could] take a break when you wish[ed]?	1 -5	Always to Never
G9_D	You [have/had] enough time to get your work tasks completed?	1 -5	Always to Never
G9_E	Your job [gives/gave] you a feeling of work well done?	1 -5	Always to Never
G9_F	You [have/had] the feeling of doing useful work?	1 -5	Always to Never

Analysis Plan for the PACE Intermediate Follow-up Study

Variable / Item Number	Variable / Item Label	Possible Values	Value Label
G9_G	You [know/knew] what [is/was] expected of you?	1 -5	Always to Never
G10	Many opportunities for career advancement at this job?	1 - 4	Strongly agree to strongly disagree
G11	Alignment of job with training	1 2 3	Closely related Somewhat related Not related
G13	Participated in formal on-the-job training program?	1 / 2	YES /NO

Analysis Plan for the PACE Intermediate Follow-up Study

Exhibit C.5: Additional Information about the Person's Skills and Financial Situation

Variable / Item Number	Variable / Item Label	Possible Values	Value Label
I4A	Aspirational terminal educational attainment	1 2 3 4 5 6 7 8	Grades 1-12 (no high school degree/GED) High school diploma GED or alternative credential Some college credit but less than one year of college credit One or more years of college credit, but no degree Associate's degree Bachelor's degree Graduate degree
I4B_A	Do you expect to receive a vocational certificate or diploma issued by a technical college or institute, excluding any state, professional, or industry certificate, license, or credentials?	1 / 2	YES /NO
I4B_B	Do you expect to receive a professional, state, or industry certification, license, or credential?	1 / 2	YES /NO
I5	Making progress toward long-range educational goals?	1 - 4	Degree of agreement
I6_A	I am making progress towards my long-range employment goals	1 - 4	Degree of agreement
I6_B	I see myself on a career path	1 - 4	Degree of agreement
J2_A	Community-based organizations other than the school helped me with the following services: Financial support for education such as assistance with tuition, books, test fees, and uniforms? Financial support for other purposes; for example, child care assistance or transportation assistance? Assistance completing financial aid applications or identifying support sources? Assistance with supportive services, either on site or through referral such as counseling for substance abuse, mental health? One-on-one counseling or case management? Group advising sessions on academic or non-academic topics? Study groups or peer networks?	1 / 2	YES /NO
J2_B		1 / 2	YES /NO
J2_C		1 / 2	YES /NO
J2_D		1 / 2	YES /NO
J2_E		1 / 2	YES /NO
J2_F		1 / 2	YES /NO
J2_G		1 / 2	YES /NO
K1	Grit. Existing scale from Duckworth et al. (2007). The 8-item scale captures persistence and determination.	1 - 4 on each item	Strongly agree to strongly disagree
K2	Academic Self-Confidence (12 items). Modified version of the Academic Self-Confidence scale in the Student Readiness Index (SRI), a proprietary product of ACT, Inc., Le et al. (2005). Further validation in Peterson, Casillas, and Robbins (2006).	1 - 6 on each item	Strongly agree to strongly disagree

Analysis Plan for the PACE Intermediate Follow-up Study

Variable / Item Number	Variable / Item Label	Possible Values	Value Label
K3	Core self-evaluation. Existing 12-item scale from Judge (2009).	1 - 4 on each item	Strongly agree to strongly disagree
K4	Access to career network. This was a new scale created for PACE. It is a 6-item yes/no scale, counting number of types of career-supportive relationships in workforce and education settings. The motivation for creating this scale was the theory richer social networks are one of the benefits of higher education (e.g., Goldrick-Rab and Sorenson 2010).	1 / 2 on each item	YES /NO
K5	Social support scale (10 items). Short form version of the Social Provisions Scale (Cutrona and Russel 1987). Original scale has 24 items. This ten-item short version, also known as the SPS-10, is discussed and documented in Hoven (2012).	1 - 4 on each item	Strongly agree to strongly disagree
K6	Confidence in career knowledge. A seven-item scale based on a review of existing survey instruments and literature. Two of the seven items adapted from the Career Decision Self-Efficacy-Short Form (Betz and Taylor 2001).	1 - 4 on each item	Strongly agree to strongly disagree
K7	Life challenges scale (5 items). A new scale created adapted from a longer instrument by Kessler et al. (1998). Frequency of situations that interfered with school, work, job search, or family responsibilities.	1 to 5 on each item	Very often to Never
K8	Stress scale (5 items). Cohen, Kamarck, and Mermelstein (1983)	1 to 5 on each item	Very often to Never
K9	English Fluency scale (4 items). From the National Assessment of Adult Literacy Study. See assessment of reliability and validity of scale by Olson et al. (2011).	1 to 4	Very Well to Not At All
L1A	Lives with spouse	1 / 2	YES /NO
L1B	Lives with unmarried partner	1 / 2	YES /NO
L1C	Lives with own children or partner's children?	1 / 2	YES /NO
L1D	Lives with other child relatives	1 / 2	YES /NO
L1E	Lives with parents or those of partner?	1 / 2	YES /NO
L1F	Lives with adult children of own or spouse	1 / 2	YES /NO
L1G	Any other children in household?	1 / 2	YES /NO
L1H	Any other adults in household?	1 / 2	YES /NO
L2_1	Number of child household members	0-10	
L3_1	Number of dependent child household members	0-10	
L4	I4. Are you currently pregnant?	1 / 2	YES /NO
L5	I5. Have you/if I1a=yes: has your spouse/if I1b=yes: has your partner] had a baby since [rad date]?	1 / 2	YES /NO

Analysis Plan for the PACE Intermediate Follow-up Study

Variable / Item Number	Variable / Item Label	Possible Values	Value Label
	Personal receipt of:		
M1_A	Temporary Assistance for Needy Families or TANF ("tan-eff")	1 / 2	YES /NO
M1_B	Supplemental Nutrition Assistance Program also known as SNAP ("snap") or Food Stamps	1 / 2	YES /NO
M1_C	Women, Infants and Children Program also known as WIC ("wick")	1 / 2	YES /NO
M1_D	Unemployment Insurance or Worker's Compensation	1 / 2	YES /NO
M1_E	Medicaid	1 / 2	YES /NO
M1_F	Subsidized Child Care	1 / 2	YES /NO
M1_G	Section 8 or Public Housing	1 / 2	YES /NO
M1_H	Low Income Home Energy Assistance Program or LIHEAP ("lie-heap")	1 / 2	YES /NO
M1_I	Free or reduced lunch program	1 / 2	YES /NO
M1_J	Child Support.--please include official and or unofficial sources	1 / 2	YES /NO
M1_K	Family and friends who did not live with you at least half of the time last month	1 / 2	YES /NO
M2_1	Total personal income last month		Open-ended
M2A	Bracket on income if don't know amount	1	None (\$0)
		2	\$500 or less
		3	\$501-\$1, 000
		4	\$1, 001-\$1, 500
		5	\$1, 501-\$2, 000
		6	\$2, 001-\$2, 500
		7	\$2, 501 or more
	Household receipt of:		
M3_A	Temporary Assistance for Needy Families or TANF ("tan-eff")	1 / 2	YES /NO
M3_B	Supplemental Nutrition Assistance Program also known as SNAP ("snap") or Food Stamps	1 / 2	YES /NO
M3_C	Women, Infants and Children Program also known as WIC ("wick")	1 / 2	YES /NO
M3_D	Unemployment Insurance or Worker's Compensation	1 / 2	YES /NO
M3_E	Medicaid	1 / 2	YES /NO
M3_F	Subsidized Child Care	1 / 2	YES /NO
M3_G	Section 8 or Public Housing	1 / 2	YES /NO
M3_H	Low Income Home Energy Assistance Program or LIHEAP ("lie-heap")	1 / 2	YES /NO
M3_I	Free or reduced lunch program	1 / 2	YES /NO

Analysis Plan for the PACE Intermediate Follow-up Study

Variable / Item Number	Variable / Item Label	Possible Values	Value Label
M3_J	Child Support.--please include official and or unofficial sources	1 / 2	YES /NO
M3_K	Family and friends who did not live with you at least half of the time last month	1 / 2	YES /NO
M4_1	Household income last month		Open ended
M4A	Bracketed household income if don't know amount	1 2 3 4 5 6 7	None (\$0) \$500 or less \$501-\$1, 000 \$1, 001-\$1, 500 \$1, 501-\$2, 000 \$2, 001-\$2, 500 \$2, 501 or more
M5	Earned Income Tax Credit Claimant	1 / 2	YES /NO
M6_1	Total amount of personal student debt		Open ended
M6A	Bracketed personal student debt if don't know amount	1 2 3 4	UNDER \$1, 000 BETWEEN \$1, 000 AND \$4, 999 BETWEEN \$5, 000 AND \$9, 999 \$10, 000 OR MORE
M7_1	Total amount of student debt taken on by parent for benefit of study participant		Open ended
M7A	Bracketed parent student debt if don't know amount	1 2 3 4	UNDER \$1, 000 BETWEEN \$1, 000 AND \$4, 999 BETWEEN \$5, 000 AND \$9, 999 \$10, 000 OR MORE
M8	Bracketed other unsecured debt	1 2 3 4 5 6 7 8	\$0.00 \$1 to \$2, 500 \$2, 501 to \$5, 000 \$5, 001 to \$7, 500 \$7, 501 to \$10, 000 \$10, 001 to \$25, 000 \$25, 001 to \$50, 000 Over \$50, 000
	In past 12 months:		
M9_A	Delayed/partial rent/mortgage payments	1 / 2	YES /NO
M9_B	Delayed/partial utility payments	1 / 2	YES /NO

Analysis Plan for the PACE Intermediate Follow-up Study

Variable / Item Number	Variable / Item Label	Possible Values	Value Label
M9_C	Utility cut-off	1 / 2	YES /NO
M9_D	Telephone disconnection	1 / 2	YES /NO
M9_E	Forewent medical care	1 / 2	YES /NO
M9_F	Forewent dental care	1 / 2	YES /NO
M9_G	Forewent prescription drugs	1 / 2	YES /NO
M10	Getting enough food can be a problem for some people. Which of these statements best describes the food eaten in your household in the past six months? Would you say there is ...	1 2 3 4	Enough of the kinds of food you want Enough but not always the kinds of food you want Sometimes not enough to eat Often not enough to eat
M11	Generally, at the end of the month do you end up with: more than enough money left over, some money left over, just enough to make ends meet, or not enough to make ends meet?	1 2 3 4	MORE THAN ENOUGH MONEY LEFT OVER SOME MONEY LEFT OVER JUST ENOUGH TO MAKE ENDS MEET NOT ENOUGH TO MAKE ENDS MEET
M12	Do you have health insurance through some non-job related source such as Medicaid? / do you have health insurance through any source such as Medicaid or private health insurance?	1 / 2	YES /NO
M13	Thinking about the place where you are currently living, do you:	1 2 3 4 5 6	Rent your home or apartment Own your own home Live with family or friends and pay part of the rent or mort Live with family or friends and do not pay rent Live in a group shelter or Live in some other housing arrangement (SPECIFY:)
M14	Which of the following statements best describes how satisfied you are with your neighborhood? Would you say you are ...	1 2 3 4 5	Very satisfied Somewhat satisfied In the middle Somewhat dissatisfied Very dissatisfied