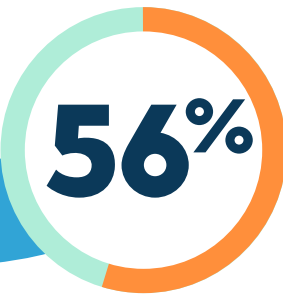


HPOG PARTICIPANT CAREER PROGRESS



OF HPOG PARTICIPANTS ARE SHOWING OVERALL CAREER PROGRESS,

defined as different combinations of metrics found in the key below.



ACTIVITY IN PROGRESS



NOT YET SHOWING PROGRESS

OF THOSE SHOWING OVERALL CAREER PROGRESS

KEY



COMPLETED BASIC SKILLS TRAINING OR PREREQUISITE COURSES



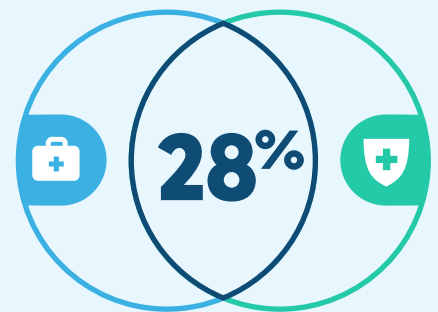
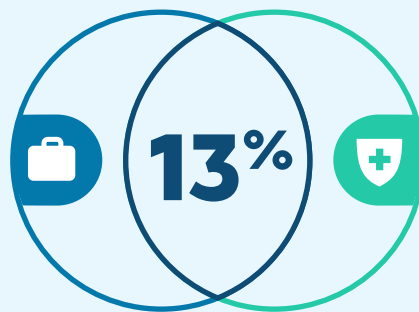
COMPLETED HEALTHCARE TRAINING



EMPLOYED IN HEALTHCARE JOB



EMPLOYED IN NON-HEALTHCARE JOB



* All participants are uniquely included in one of the metrics within these groupings from the [HPOG 2.0 Year 4 Annual Report](#), Exhibit 10. Extent of Overall Participant Career Progress.
 ** Source: Participant Accomplishment and Grant Evaluation System (PAGES), the HPOG 2.0 participant tracking and management system. Participants enrolled between September 30, 2015, and March 30, 2019; data through September 29, 2019.
 Note: N=26,881 participants.

