

# 2017 CHILD SUPPORT: MORE MONEY FOR FAMILIES

## COLLECTIONS

**75%** 

of child support is collected by income withholding from a parent's paycheck

**25%** other sources

**\$32.4 billion** 

in child support collected by state and tribal child support programs in FY2017

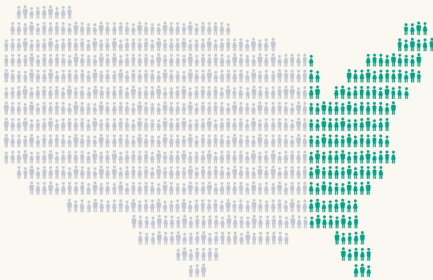
**96%** 

went to families

**4%** reimbursed public assistance dollars

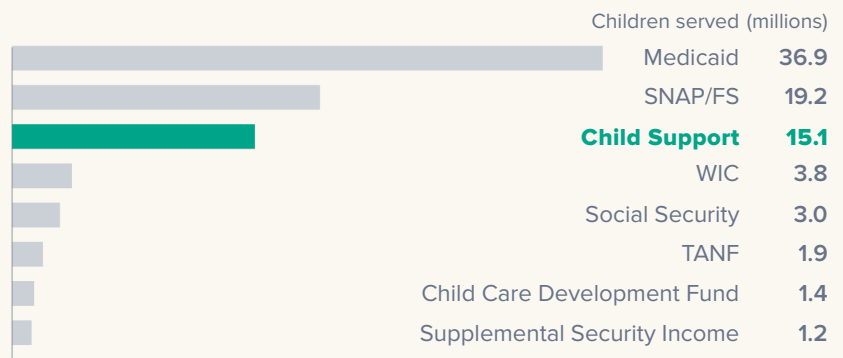
## CASELOAD

**15.1 million children** served by the child support program in 2017



**1 in 5 children**  
in the U.S.

### Child support in comparison to other programs\*

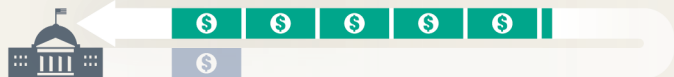


Child support accounts for about half the average income of low-income parents who receive it, lifting 3/4 million people out of poverty in 2016<sup>†</sup>

## COST-EFFECTIVENESS

One of the most cost-effective government programs

**\$5.15** collected by the child support program for every **\$1.00** spent



Source: Office of Child Support Data (2016).

\* Combined CHIP Enrollment Total Report and Form CMS-64.EC, 2018; Characteristics of SNAP Households, FY 2016; WIC Program Monthly Data-State Level Participation, FY 2017; Annual Statistical Supplement, 2017; TANF: Total Number of Child Recipients, FY 2017; CCDF Preliminary Data Table 1, 2016; SSI Annual Statistical Report, 2016.

<sup>†</sup> Bureau of Census: Current Population Reports P-60-261 (Appendix Table 5) and P-60-262 (Appendix Table A-7).



ADMINISTRATION FOR  
**CHILDREN & FAMILIES**

Office of Child Support Enforcement  
330 C Street, S.W., Washington, D.C. 20201  
<https://www.acf.hhs.gov/css>